

For Research Use Only

# IGF2BP3 Monoclonal antibody, PBS Only (Detector)

Catalog Number: 68470-3-PBS



## Basic Information

<b>Catalog Number:</b> 68470-3-PBS	<b>GenBank Accession Number:</b> BC065269	<b>Purification Method:</b> Protein G Magarose purification
<b>Size:</b> 100ug , Concentration: 1 mg/ml by Nanodrop;	<b>GeneID (NCBI):</b> 10643	<b>CloneNo.:</b> 1E12E12
<b>Source:</b> Mouse	<b>UNIPROT ID:</b> O00425	
<b>Isotype:</b> IgG1	<b>Full Name:</b> insulin-like growth factor 2 mRNA binding protein 3	
<b>Immunogen Catalog Number:</b> AG6349	<b>Calculated MW:</b> 64 kDa	

## Applications

**Tested Applications:**  
Cytometric bead array, Indirect ELISA

**Species Specificity:**  
human

## Product Information

68470-3-PBS targets IGF2BP3 as part of a matched antibody pair:

MP51098-1: 68470-2-PBS capture and 68470-3-PBS detection (validated in Cytometric bead array)

MP51098-2: 68470-4-PBS capture and 68470-3-PBS detection (validated in Cytometric bead array)

MP51098-3: 68470-5-PBS capture and 68470-3-PBS detection (validated in Cytometric bead array)

Unconjugated mouse monoclonal antibody pair in PBS only (BSA and azide free) storage buffer at a concentration of 1 mg/mL, ready for conjugation.

This conjugation ready format makes antibodies ideal for use in many applications including: ELISAs, multiplex assays requiring matched pairs, mass cytometry, and multiplex imaging applications. Antibody use should be optimized by the end user for each application and assay.

## Storage

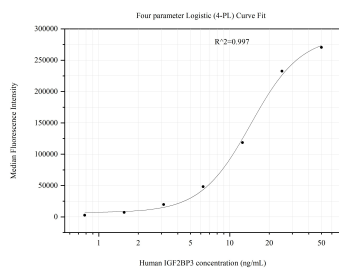
**Storage:**  
Store at -80°C.

**Storage Buffer:**  
PBS Only

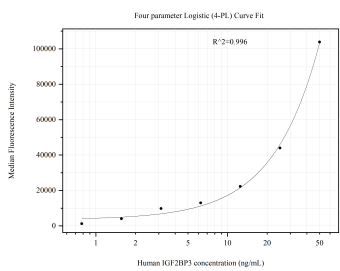
For technical support and original validation data for this product please contact:  
T: 1 (888) 4PTGLAB (1-888-478-4522) (toll free in USA), or 1(312) 455-8498 (outside USA)  
E: [proteintech@ptglab.com](mailto:proteintech@ptglab.com)  
W: [ptglab.com](http://ptglab.com)

This product is exclusively available under Proteintech Group brand and is not available to purchase from any other manufacturer.

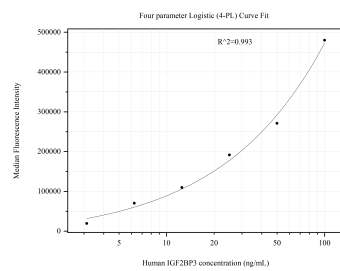
## Selected Validation Data



Cytometric bead array standard curve of MP51098-1, IGF2BP3 Monoclonal Matched Antibody Pair, PBS Only. Capture antibody: 68470-2-PBS. Detection antibody: 68470-3-PBS. Standard:Ag6349. Range: 0.781-50 ng/mL



Cytometric bead array standard curve of MP51098-2, IGF2BP3 Monoclonal Matched Antibody Pair, PBS Only. Capture antibody: 68470-4-PBS. Detection antibody: 68470-3-PBS. Standard:Ag6349. Range: 0.781-50 ng/mL



Cytometric bead array standard curve of MP51098-3, IGF2BP3 Monoclonal Matched Antibody Pair, PBS Only. Capture antibody: 68470-5-PBS. Detection antibody: 68470-3-PBS. Standard:Ag6349. Range: 3.125-100 ng/mL