

For Research Use Only

Clusterin Monoclonal antibody, PBS Only (Capture)

Catalog Number: 68687-1-PBS



Basic Information

| | | |
|--|--|---|
| Catalog Number: 68687-1-PBS | GenBank Accession Number: BC010514 | Purification Method: Protein A purification |
| Size: 100ug, Concentration: 1 mg/ml by Nanodrop; | GeneID (NCBI): 1191 | CloneNo.: 2G4A9 |
| Source: Mouse | UNIPROT ID: P10909 | |
| Isotype: IgG1 | Full Name: clusterin | |
| Immunogen Catalog Number: EG0225 | Calculated MW: 449 aa, 53 kDa | |

Applications

Tested Applications:
Sandwich ELISA, Indirect ELISA, Sample test

Species Specificity:
human

Product Information

68687-1-PBS targets Clusterin as part of a matched antibody pair:

MP50075-1: 68687-1-PBS capture and 68687-2-PBS detection (validated in Sandwich ELISA)

Unconjugated mouse monoclonal antibody pair in PBS only (BSA and azide free) storage buffer at a concentration of 1 mg/mL, ready for conjugation.

This conjugation ready format makes antibodies ideal for use in many applications including: ELISAs, multiplex assays requiring matched pairs, mass cytometry, and multiplex imaging applications. Antibody use should be optimized by the end user for each application and assay.

Storage

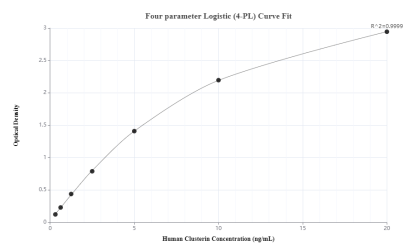
Storage:
Store at -80°C.

Storage Buffer:
PBS only, pH7.3

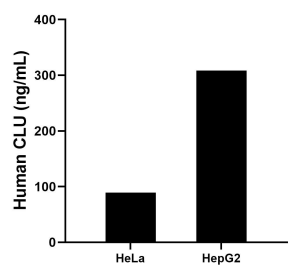
For technical support and original validation data for this product please contact:
T: 1 (888) 4PTGLAB (1-888-478-4522) (toll free in USA), or 1(312) 455-8498 (outside USA)
E: proteintech@ptglab.com
W: ptglab.com

This product is exclusively available under Proteintech Group brand and is not available to purchase from any other manufacturer.

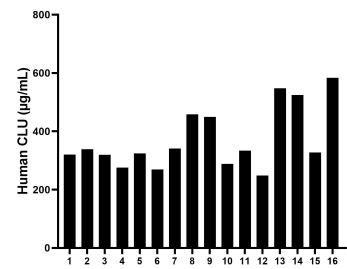
Selected Validation Data



Sandwich ELISA standard curve of MP50075-1, CLU Monoclonal Matched Antibody Pair, PBS Only. Capture antibody: 68687-1-PBS. Detection antibody: 68687-2-PBS. Standard: Eg0225. Range: 0.313-20 ng/mL



HeLa and HepG2 were cultured in DMEM supplemented with 10% fetal bovine serum, 2.5 mM L-glutamine, 100 U/mL penicillin, and 100 µg/mL streptomycin sulfate. An aliquot of the cell culture supernate was removed, assayed for human CLU, and measured 89.23 and 308.39 ng/mL



Serum of sixteen individual healthy human donors was measured. The human CLU concentration of detected samples was determined to be 371.79 µg/mL with a range of 248.44 - 583.26 µg/mL