

For Research Use Only

IL-4 Monoclonal antibody, PBS Only (Detector)

Catalog Number: 68728-2-PBS



Basic Information

Catalog Number:

68728-2-PBS

Size:

100ug , Concentration: 1mg/ml by Nanodrop;

Source:

Mouse

Isotype:

IgG1

Immunogen Catalog Number:

HZ-1004

GenBank Accession Number:

GeneID (NCBI):

3565

Full Name:

interleukin 4

Purification Method:

Protein G purification

CloneNo.:

1A8A6

Applications

Tested Applications:

Sandwich ELISA, Indirect ELISA, Sample test

Species Specificity:

human

Product Information

68728-2-PBS targets IL-4 as part of a matched antibody pair:

MP50010-1: 68728-1-PBS capture and 68728-2-PBS detection (validated in Sandwich ELISA)

MP50049-1: 68667-1-PBS capture and 68728-2-PBS detection (validated in Sandwich ELISA)

Unconjugated mouse monoclonal antibody pair in PBS only (BSA and azide free) storage buffer at a concentration of 1 mg/mL, ready for conjugation.

This conjugation ready format makes antibodies ideal for use in many applications including: ELISAs, multiplex assays requiring matched pairs, mass cytometry, and multiplex imaging applications. Antibody use should be optimized by the end user for each application and assay.

Storage

Storage:

Store at -80°C.

Storage Buffer:

100% PBS pH 7.3

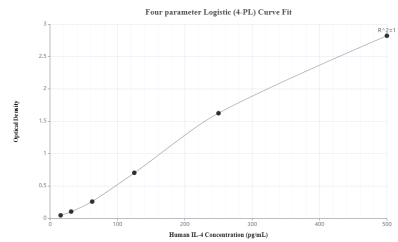
For technical support and original validation data for this product please contact:

T: 1 (888) 4PTGLAB (1-888-478-4522) (toll free in USA), or 1(312) 455-8498 (outside USA)

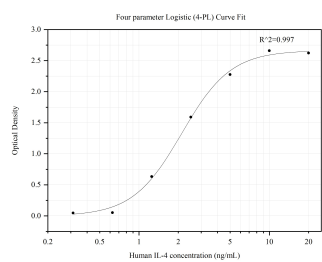
E: proteintech@ptglab.com
W: ptglab.com

This product is exclusively available under Proteintech Group brand and is not available to purchase from any other manufacturer.

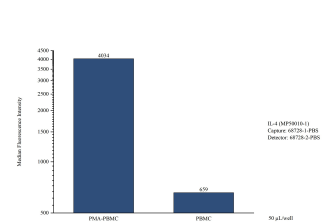
Selected Validation Data



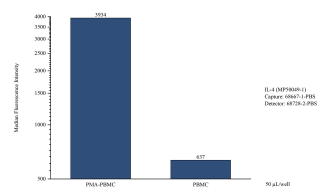
Sandwich ELISA standard curve of MP50049-1, IL-4 Monoclonal Matched Antibody Pair, PBS Only. Capture antibody: 68667-1-PBS. Detection antibody: 68728-2-PBS. Standard: HZ-1004. Range: 15.6-500 pg/mL.



Sandwich ELISA standard curve of MP50010-1, IL-4 Monoclonal Matched Antibody Pair, PBS Only. Capture antibody: 68728-1-PBS. Detection antibody: HRP-conjugated 68728-2-PBS. Standard: HZ-1004. Range: 0.313-20 ng/mL.



Cytometric bead array of Human peripheral blood mononuclear cells (PBMC) supernatant using MP50010-1, IL-4 Monoclonal Matched Antibody Pair, PBS Only. Capture antibody: 68728-1-PBS. Detection antibody: 68728-2-PBS. PBMC were cultured unstimulated or stimulated with 1 µg/mL PMA for 48 hours. 50 µL of the supernatant was analyzed using MP50010-1.



Cytometric bead array of Human peripheral blood mononuclear cells (PBMC) supernatant using MP50049-1, IL-4 Monoclonal Matched Antibody Pair, PBS Only. Capture antibody: 68667-1-PBS. Detection antibody: 68728-2-PBS. PBMC were cultured unstimulated or stimulated with 1 µg/mL PMA for 48 hours. 50 µL of the supernatant was analyzed using MP50049-1.