

For Research Use Only

# GDF-15 Monoclonal antibody, PBS Only (Capture)

Catalog Number: 68768-4-PBS



## Basic Information

<b>Catalog Number:</b> 68768-4-PBS	<b>GenBank Accession Number:</b> BC008962	<b>Purification Method:</b> Protein G Magarose purification
<b>Size:</b> 100ug , Concentration: 1 mg/ml by Nanodrop;	<b>GeneID (NCBI):</b> 9518	<b>CloneNo.:</b> 2A5G5
<b>Source:</b> Mouse	<b>UNIPROT ID:</b> Q99988	
<b>Isotype:</b> IgG1	<b>Full Name:</b> growth differentiation factor 15	
<b>Immunogen Catalog Number:</b> AG33750	<b>Calculated MW:</b> 34 kDa	

## Applications

**Tested Applications:**  
Sandwich ELISA, Indirect ELISA, Sample test

**Species Specificity:**  
human

## Product Information

68768-4-PBS targets GDF-15 as part of a matched antibody pair:

MP50133-2: 68768-4-PBS capture and 68768-1-PBS detection (validated in Sandwich ELISA)

MP50133-7: 68768-4-PBS capture and 68768-2-PBS detection (validated in Sandwich ELISA)

Unconjugated mouse monoclonal antibody pair in PBS only (BSA and azide free) storage buffer at a concentration of 1 mg/mL, ready for conjugation.

This conjugation ready format makes antibodies ideal for use in many applications including: ELISAs, multiplex assays requiring matched pairs, mass cytometry, and multiplex imaging applications. Antibody use should be optimized by the end user for each application and assay.

## Storage

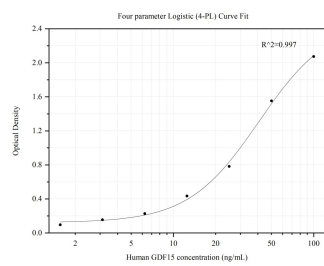
**Storage:**  
Store at -80°C.

**Storage Buffer:**  
PBS Only

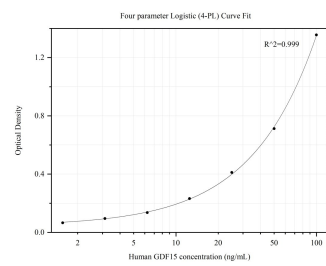
For technical support and original validation data for this product please contact:  
T: 1 (888) 4PTGLAB (1-888-478-4522) (toll free in USA), or 1(312) 455-8498 (outside USA)  
E: [proteintech@ptglab.com](mailto:proteintech@ptglab.com)  
W: [ptglab.com](http://ptglab.com)

This product is exclusively available under Proteintech Group brand and is not available to purchase from any other manufacturer.

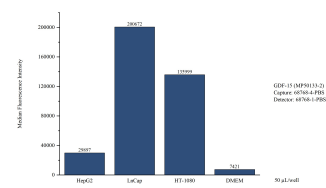
Selected Validation Data



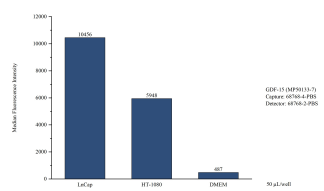
Sandwich ELISA standard curve of MP50133-2, GDF15 Monoclonal Matched Antibody Pair, PBS Only. Capture antibody: 68768-4-PBS. Detection antibody: HRP-conjugated 68768-1-PBS. Standard:Ag33750. Range: 1.563-100 ng/mL.



Sandwich ELISA standard curve of MP50133-7, GDF15 Monoclonal Matched Antibody Pair, PBS Only. Capture antibody: 68768-4-PBS. Detection antibody: HRP-conjugated 68768-2-PBS. Standard:Ag33750. Range: 1.563-100 ng/mL.



Cytometric bead array of cell line supernatant using MP50133-2, GDF-15 Monoclonal Matched Antibody Pair, PBS Only. Capture antibody: 68768-4-PBS. Detection antibody: 68768-1-PBS. Supernatant (50µL/well) from the following cell lines were assayed: HepG2, LnCap, HT-1080. Complete culture medium was served as blank control.



Cytometric bead array of cell line supernatant using MP50133-7, GDF-15 Monoclonal Matched Antibody Pair, PBS Only. Capture antibody: 68768-4-PBS. Detection antibody: 68768-2-PBS. Supernatant (50µL/well) from the following cell lines were assayed: LnCap, HT-1080. Complete culture medium was served as blank control.