

For Research Use Only

# HMGC51 Monoclonal antibody, PBS Only (Detector)



Catalog Number: 68779-2-PBS

## Basic Information

<b>Catalog Number:</b> 68779-2-PBS	<b>GenBank Accession Number:</b> BC083514	<b>Purification Method:</b> Protein G Magarose purification
<b>Size:</b> 100ug , Concentration: 1mg/ml by Nanodrop;	<b>GeneID (NCBI):</b> 3157	<b>CloneNo.:</b> 2E11C4
<b>Source:</b> Mouse	<b>UNIPROT ID:</b> Q01581	
<b>Isotype:</b> IgG1	<b>Full Name:</b> 3-hydroxy-3-methylglutaryl-Coenzyme A synthase 1 (soluble)	
<b>Immunogen Catalog Number:</b> AG11937	<b>Calculated MW:</b> 520 aa, 57 kDa	

## Applications

**Tested Applications:**  
Indirect ELISA, Cytometric bead array

**Species Specificity:**  
Human

## Product Information

68779-2-PBS targets HMGC51 as part of a matched antibody pair:

MP50145-1: 68779-1-PBS capture and 68779-2-PBS detection (validated in Cytometric bead array, Sandwich ELISA)

MP50145-2: 68779-3-PBS capture and 68779-2-PBS detection (validated in Cytometric bead array, Sandwich ELISA)

MP50145-4: 68779-6-PBS capture and 68779-2-PBS detection (validated in Cytometric bead array, Sandwich ELISA)

Unconjugated mouse monoclonal antibody pair in PBS only (BSA and azide free) storage buffer at a concentration of 1 mg/mL, ready for conjugation.

This conjugation ready format makes antibodies ideal for use in many applications including: ELISAs, multiplex assays requiring matched pairs, mass cytometry, and multiplex imaging applications. Antibody use should be optimized by the end user for each application and assay.

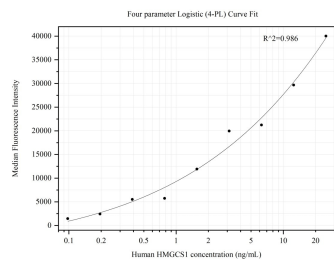
## Storage

**Storage:**  
Store at -80°C.  
**Storage Buffer:**  
PBS Only

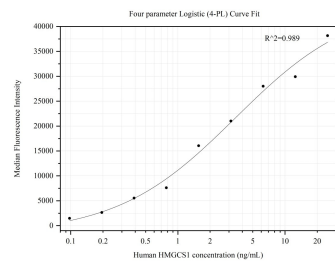
For technical support and original validation data for this product please contact:  
T: 1 (888) 4PTGLAB (1-888-478-4522) (toll free in USA), or 1(312) 455-8498 (outside USA)  
E: [proteintech@ptglab.com](mailto:proteintech@ptglab.com)  
W: [ptglab.com](http://ptglab.com)

This product is exclusively available under Proteintech Group brand and is not available to purchase from any other manufacturer.

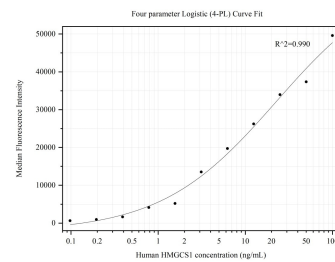
# Selected Validation Data



Cytometric bead array standard curve of MP50145-1, HMGC1 Monoclonal Matched Antibody Pair, PBS Only. Capture antibody: 68779-1-PBS. Detection antibody: 68779-2-PBS. Standard:Ag11937. Range: 0.098-25 ng/mL



Cytometric bead array standard curve of MP50145-2, HMGC1 Monoclonal Matched Antibody Pair, PBS Only. Capture antibody: 68779-3-PBS. Detection antibody: 68779-2-PBS. Standard:Ag11937. Range: 0.098-25 ng/mL



Cytometric bead array standard curve of MP50145-4, HMGC1 Monoclonal Matched Antibody Pair, PBS Only. Capture antibody: 68779-6-PBS. Detection antibody: 68779-2-PBS. Standard:Ag11937. Range: 0.098-100 ng/mL