

For Research Use Only

# FASN Recombinant monoclonal antibody, PBS Only (Detector)

Catalog Number: 81079-3-PBS



## Basic Information

<b>Catalog Number:</b> 81079-3-PBS	<b>GenBank Accession Number:</b> BC007909	<b>Purification Method:</b> Protein A purification
<b>Size:</b> 100ug , Concentration: 1 mg/ml by Nanodrop;	<b>GeneID (NCBI):</b> 2194	<b>CloneNo.:</b> 260308C7
<b>Source:</b> Rabbit	<b>UNIPROT ID:</b> P49327	
<b>Isotype:</b> IgG	<b>Full Name:</b> fatty acid synthase	
<b>Immunogen Catalog Number:</b> AG0975	<b>Calculated MW:</b> 272 kDa	

## Applications

**Tested Applications:**  
Cytometric bead array, Sandwich ELISA, Indirect ELISA

**Species Specificity:**  
human

## Product Information

81079-3-PBS targets FASN as part of a matched antibody pair:

MP03330-1: 81079-4-PBS capture and 81079-3-PBS detection (validated in Cytometric bead array)

MP03330-2: 81079-5-PBS capture and 81079-3-PBS detection (validated in Sandwich ELISA)

Unconjugated rabbit recombinant monoclonal antibody in PBS only (BSA and azide free) storage buffer at a concentration of 1 mg/mL, ready for conjugation. Created using Proteintech's proprietary in-house recombinant technology. Recombinant production enables unrivalled batch-to-batch consistency, easy scale-up, and future security of supply.

This conjugation ready format makes antibodies ideal for use in many applications including: ELISAs, multiplex assays requiring matched pairs, mass cytometry, and multiplex imaging applications. Antibody use should be optimized by the end user for each application and assay.

## Storage

**Storage:**  
Store at -80°C.  
**Storage Buffer:**  
PBS only, pH7.3

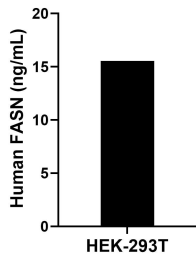
For technical support and original validation data for this product please contact:

T: 1 (888) 4PTGLAB (1-888-478-4522) (toll free in USA), or 1(312) 455-8498 (outside USA)

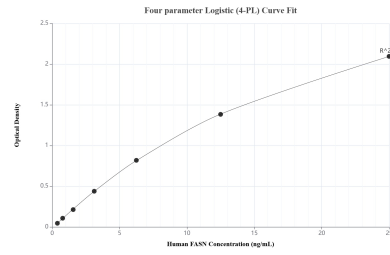
E: [proteintech@ptglab.com](mailto:proteintech@ptglab.com)  
W: [ptglab.com](http://ptglab.com)

**This product is exclusively available under Proteintech Group brand and is not available to purchase from any other manufacturer.**

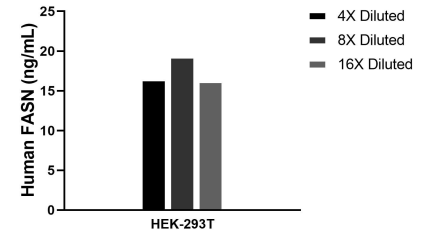
## Selected Validation Data



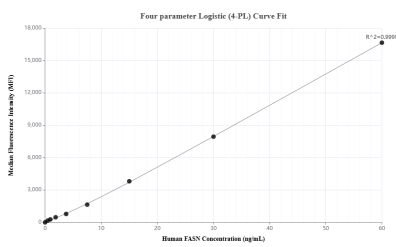
The mean FASN concentration was determined to be 15.53 ng/mL in HEK-293T cell extract based on a 1.20 mg/mL extract load.



Sandwich ELISA standard curve of MP03330-2, Human FASN Recombinant Matched Antibody Pair - PBS only. 81079-5-PBS was coated to a plate as the capture antibody and incubated with serial dilutions of standard Ag0975. 81079-3-PBS was HRP conjugated as the detection antibody. Range: 0.391-25 ng/mL.



The mean FASN concentration was determined to be 17.3 ng/mL in HEK-293T cell extract based on a 1.2 mg/mL extract load.



Cytometric bead array standard curve of MP03330-1, FASN Recombinant Matched Antibody Pair, PBS Only. Capture antibody: 81079-4-PBS. Detection antibody: 81079-3-PBS. Standard: Ag0975. Range: 0.469-60 ng/mL.