

For Research Use Only

# BAX Recombinant monoclonal antibody, PBS Only (Detector)

Catalog Number: 81789-2-PBS



## Basic Information

<b>Catalog Number:</b> 81789-2-PBS	<b>GenBank Accession Number:</b> BC014175	<b>Purification Method:</b> Protein A purification
<b>Size:</b> 100ug, Concentration: 1 mg/ml by Nanodrop;	<b>GeneID (NCBI):</b> 581	<b>CloneNo.:</b> 252648B5
<b>Source:</b> Rabbit	<b>UNIPROT ID:</b> Q07812	
<b>Isotype:</b> IgG	<b>Full Name:</b> BCL2-associated X protein	
<b>Immunogen Catalog Number:</b> AG40421	<b>Calculated MW:</b> 21 kDa	

## Applications

**Tested Applications:**  
Cytometric bead array, Sandwich ELISA, Indirect ELISA

**Species Specificity:**  
human

## Product Information

81789-2-PBS targets BAX as part of a matched antibody pair:

MP02957-1: 81789-3-PBS capture and 81789-2-PBS detection (validated in Cytometric bead array, Sandwich ELISA)

Unconjugated rabbit recombinant monoclonal antibody in PBS only (BSA and azide free) storage buffer at a concentration of 1 mg/mL, ready for conjugation. Created using Proteintech's proprietary in-house recombinant technology. Recombinant production enables unrivalled batch-to-batch consistency, easy scale-up, and future security of supply.

This conjugation ready format makes antibodies ideal for use in many applications including: ELISAs, multiplex assays requiring matched pairs, mass cytometry, and multiplex imaging applications. Antibody use should be optimized by the end user for each application and assay.

## Storage

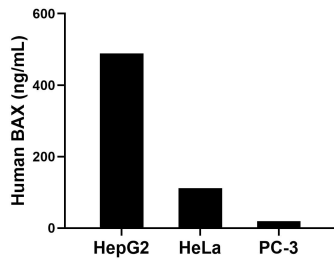
**Storage:**  
Store at -80°C.

**Storage Buffer:**  
PBS only, pH7.3

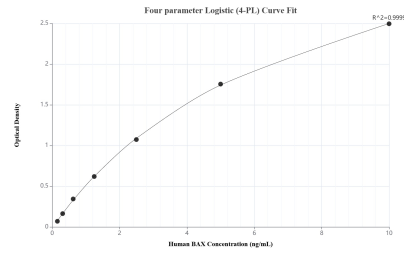
For technical support and original validation data for this product please contact:  
T: 1 (888) 4PTGLAB (1-888-478-4522) (toll free in USA), or 1(312) 455-8498 (outside USA)      E: proteintech@ptglab.com  
W: ptglab.com

**This product is exclusively available under Proteintech Group brand and is not available to purchase from any other manufacturer.**

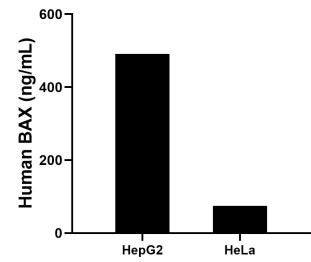
## Selected Validation Data



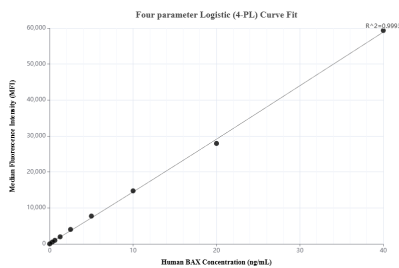
The mean BAX concentration was determined to be 489.00 ng/mL in HepG2 cell extract based on a 1.20 mg/mL extract load, 111.60 ng/mL in HeLa cell extract based on a 1.20 mg/mL extract load and 19.30 ng/mL in PC-3 cell extract based on a 1.30 mg/mL extract load.



Sandwich ELISA standard curve of MP02957-1, Human BAX Recombinant Matched Antibody Pair - PBS only. 81789-3-PBS was coated to a plate as the capture antibody and incubated with serial dilutions of standard Ag40421. 81789-2-PBS was HRP conjugated as the detection antibody. Range: 0.156-10 ng/mL



The mean BAX concentration was determined to be 491.4 ng/mL in HepG2 cell extract based on a 1.2 mg/mL extract load, 74.5 ng/mL in HeLa cell extract based on a 1.2 mg/mL extract load.



Cytometric bead array standard curve of MP02957-1, BAX Recombinant Matched Antibody Pair, PBS Only. Capture antibody: 81789-3-PBS. Detection antibody: 81789-2-PBS. Standard: Ag40421. Range: 0.312-40 ng/mL