

For Research Use Only

CD11c/Integrin alpha X Recombinant antibody



Catalog Number: 81853-1-RR

1 Publications

Basic Information

Catalog Number: 81853-1-RR	GenBank Accession Number: BC038237	Purification Method: Protein A purification
Size: 100ul , Concentration: 750 µg/ml by Nanodrop;	GeneID (NCBI): 3687	CloneNo.: 5017
Source: Rabbit	ENSEMBL Gene ID: ENSG00000140678	Recommended Dilutions: IHC 1:800-1:3200 IF 1:200-1:800
Isotype: IgG	UNIPROT ID: P20702	
Immunogen Catalog Number: AG11380	Full Name: integrin, alpha X (complement component 3 receptor 4 subunit)	
	Calculated MW: 1169 aa, 129 kDa	

Applications

Tested Applications: IF, IHC, ELISA	Positive Controls: IHC : human tonsillitis tissue, IF : THP-1 cells,
Cited Applications: IF	
Species Specificity: Human	
Cited Species: rat	

Note-IHC: suggested antigen retrieval with TE buffer pH 9.0; (*) Alternatively, antigen retrieval may be performed with citrate buffer pH 6.0

Background Information

Integrins are cell adhesion receptors that are heterodimers composed of non-covalently associated α and β subunits (PMID: 9779984). CD11c, also known as integrin αX , is a type I transmembrane glycoprotein present on a variety of cells, including monocytes/macrophages, granulocytes, a subset of B cells, NK cells and dendritic cells (PMID: 2897326; 1680915; 1694698; 17389580). As a result of its high level of expression on most dendritic cells, CD11c is typically considered to be a marker of conventional dendritic cells (PMID: 27119555). CD11c forms an α/β heterodimer with CD18 (integrin $\beta 2$). CD11c/CD18 acts a receptor for fibrinogen and is important in monocyte adhesion and chemotaxis (PMID: 1671533).

Notable Publications

Author	Pubmed ID	Journal	Application
Hui Liu	38446465	FASEB J	IF

Storage

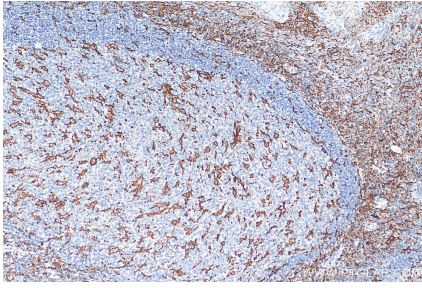
Storage:
Store at -20°C. Stable for one year after shipment.
Storage Buffer:
PBS with 0.02% sodium azide and 50% glycerol pH 7.3.
Aliquoting is unnecessary for -20°C storage

*** 20ul sizes contain 0.1% BSA

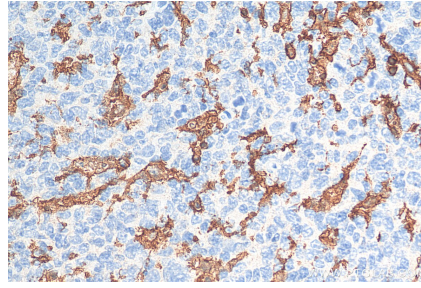
For technical support and original validation data for this product please contact:
T: 1 (888) 4PTGLAB (1-888-478-4522) (toll free in USA), or 1(312) 455-8498 (outside USA)
E: proteintech@ptglab.com
W: ptglab.com

This product is exclusively available under Proteintech Group brand and is not available to purchase from any other manufacturer.

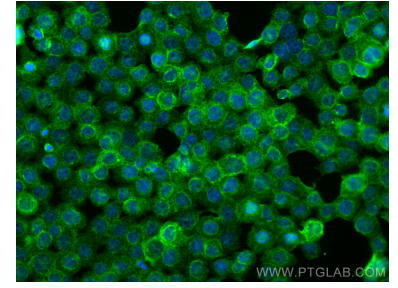
Selected Validation Data



Immunohistochemical analysis of paraffin-embedded human tonsillitis tissue slide using 81853-1-RR (CD11c/Integrin alpha X antibody) at dilution of 1:1500 (under 10x lens). Heat mediated antigen retrieval with Tris-EDTA buffer (pH 9.0).



Immunohistochemical analysis of paraffin-embedded human tonsillitis tissue slide using 81853-1-RR (CD11c/Integrin alpha X antibody) at dilution of 1:1500 (under 40x lens). Heat mediated antigen retrieval with Tris-EDTA buffer (pH 9.0).



Immunofluorescent analysis of (4% PFA) fixed THP-1 cells using CD11c/Integrin alpha X antibody (81853-1-RR, Clone: 5O17) at dilution of 1:400 and CoraLite®488-Conjugated AffiniPure Goat Anti-Rabbit IgG(H+L).