

For Research Use Only

Cystatin C Recombinant monoclonal antibody, PBS Only (Detector)

Catalog Number: 82441-4-PBS



Basic Information

Catalog Number:

82441-4-PBS

Size:

100ug, Concentration: 1 mg/ml by Nanodrop;

Source:

Rabbit

Isotype:

IgG

Immunogen Catalog Number:

HZ-1211

GenBank Accession Number:

GeneID (NCBI):

1471

UNIPROT ID:

P01034

Full Name:

cystatin C

Purification Method:

Protein A purification

CloneNo.:

252072F7

Applications

Tested Applications:

Sandwich ELISA, Indirect ELISA

Species Specificity:

human

Product Information

82441-4-PBS targets Cystatin C as part of a matched antibody pair:

MP02984-2: 82441-3-PBS capture and 82441-4-PBS detection (validated in Sandwich ELISA)

Unconjugated rabbit recombinant monoclonal antibody in PBS only (BSA and azide free) storage buffer at a concentration of 1 mg/mL, ready for conjugation. Created using Proteintech's proprietary in-house recombinant technology. Recombinant production enables unrivalled batch-to-batch consistency, easy scale-up, and future security of supply.

This conjugation ready format makes antibodies ideal for use in many applications including: ELISAs, multiplex assays requiring matched pairs, mass cytometry, and multiplex imaging applications. Antibody use should be optimized by the end user for each application and assay.

Storage

Storage:

Store at -80°C.

Storage Buffer:

PBS only, pH7.3

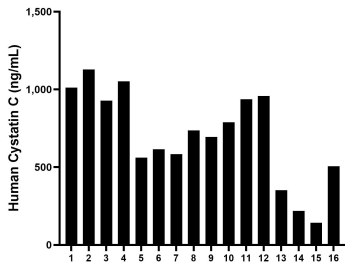
For technical support and original validation data for this product please contact:

T: 1 (888) 4PTGLAB (1-888-478-4522) (toll free in USA), or 1(312) 455-8498 (outside USA)

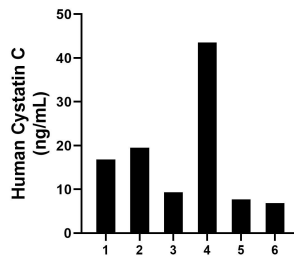
E: proteintech@ptglab.com
W: ptglab.com

This product is exclusively available under Proteintech Group brand and is not available to purchase from any other manufacturer.

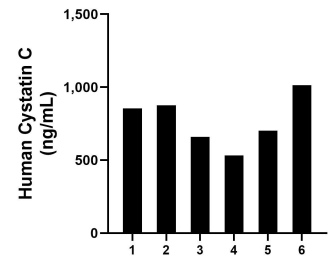
Selected Validation Data



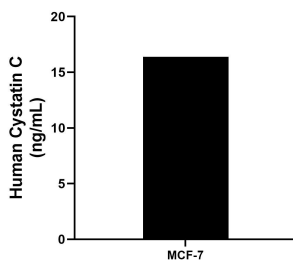
Saliva of sixteen individual healthy human donors was measured. The human Cystatin C concentration of detected samples was determined to be 701.01 ng/mL with a range of 142.93 - 1,128.79 ng/mL.



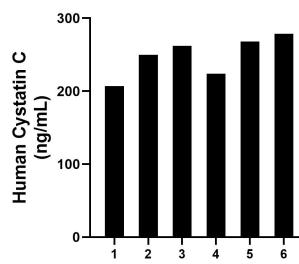
Urine of six individual healthy human donors was measured. The human Cystatin C concentration of detected samples was determined to be 17.29 ng/mL with a range of 6.84 - 43.57 ng/mL.



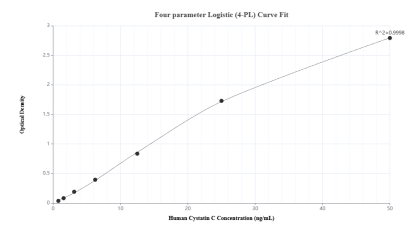
Human milk of six individual healthy human donors was measured. The human Cystatin C concentration of detected samples was determined to be 772.84 ng/mL with a range of 532.83 - 1,013.37 ng/mL.



MCF-7 human breast cancer cells (5×10^6 cells/mL) were cultured in DMEM and 10% fetal bovine serum, 4 mM L-glutamine, 4500 mg/L glucose, 100 U/mL penicillin, and 100 µg/mL streptomycin sulfate. An aliquot of the cell culture supernate was removed, assayed for human Cystatin C, and measured 16.39 ng/mL.



Plasma of six individual healthy human donors was measured. The human Cystatin C concentration of detected samples was determined to be 248.17 ng/mL with a range of 206.96 - 278.44 ng/mL.



Sandwich ELISA standard curve of MP02984-2, Human Cystatin C Recombinant Matched Antibody Pair - PBS only. 82441-3-PBS was coated to a plate as the capture antibody and incubated with serial dilutions of standard HZ-1211. 82441-4-PBS was HRP conjugated as the detection antibody. Range: 0.781-50 ng/mL.