

For Research Use Only

TGM2 Recombinant antibody, PBS Only

Catalog Number: 82552-4-PBS



Basic Information

Catalog Number:

82552-4-PBS

Size:

100ug, Concentration: 1 mg/ml by Nanodrop;

Source:

Rabbit

Isotype:

IgG

Immunogen Catalog Number:

AG7439

GenBank Accession Number:

BC003551

GeneID (NCBI):

7052

ENSEMBL Gene ID:

ENSG00000198959

UNIPROT ID:

P21980

Full Name:

transglutaminase 2 (C polypeptide, protein-glutamine-gamma-glutamyltransferase)

Calculated MW:

77 kDa

Observed MW:

77-80 kDa

Purification Method:

Protein A purification

CloneNo.:

242828D3

Applications

Tested Applications:

WB, IHC, Indirect ELISA

Species Specificity:

human

Storage

Storage:

Store at -80°C.

Storage Buffer:

PBS Only

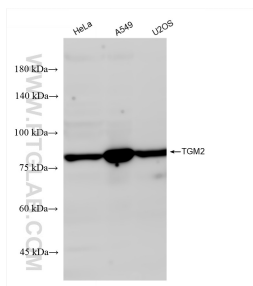
For technical support and original validation data for this product please contact:

T: 1 (888) 4PTGLAB (1-888-478-4522) (toll free in USA), or 1(312) 455-8498 (outside USA)

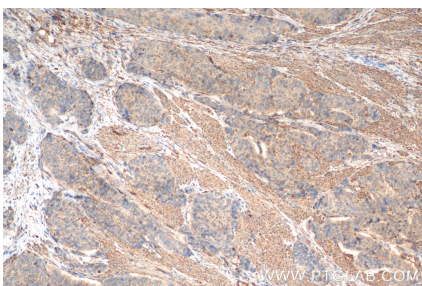
E: proteintech@ptglab.com
W: ptglab.com

This product is exclusively available under Proteintech Group brand and is not available to purchase from any other manufacturer.

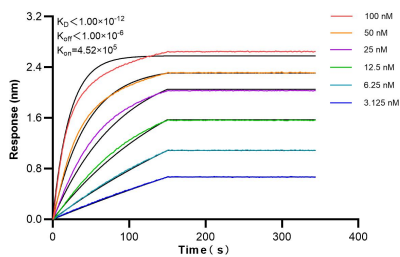
Selected Validation Data



Various lysates were subjected to SDS PAGE followed by western blot with 82552-4-RR (TGM2 antibody) at dilution of 1:10000 incubated at room temperature for 1.5 hours. This data was developed using the same antibody clone with 82552-4-PBS in a different storage buffer formulation.



Immunohistochemical analysis of paraffin-embedded human stomach cancer tissue slide using 82552-4-RR (TGM2 antibody) at dilution of 1:400 (under 10x lens). Heat mediated antigen retrieval with Tris-EDTA buffer (pH 9.0). This data was developed using the same antibody clone with 82552-4-PBS in a different storage buffer formulation.



Biolayer interferometry (BLI) kinetic assays of 82552-4-RR against Human TGM2 were performed. The affinity constant is below 1 pM.