

For Research Use Only

# MMP-9 Recombinant monoclonal antibody, PBS Only

Catalog Number: 82685-20-PBS



## Basic Information

<b>Catalog Number:</b> 82685-20-PBS	<b>GenBank Accession Number:</b> BC006093	<b>Purification Method:</b> Protein A purification
<b>Size:</b> 100ug, Concentration: 1 mg/ml by Nanodrop;	<b>GeneID (NCBI):</b> 4318	<b>CloneNo.:</b> 250225B11
<b>Source:</b> Rabbit	<b>UNIPROT ID:</b> P14780	
<b>Isotype:</b> IgG	<b>Full Name:</b> matrix metalloproteinase 9 (gelatinase B, 92kDa gelatinase, 92kDa type IV collagenase)	
<b>Immunogen Catalog Number:</b> EG0442	<b>Calculated MW:</b> 707 aa, 78 kDa	
	<b>Observed MW:</b> 92 kDa	

## Applications

**Tested Applications:**  
WB, Indirect ELISA

**Species Specificity:**  
human

## Background Information

Proteins of the matrix metalloproteinase (MMP) family are involved in the breakdown of extracellular matrix in normal physiological processes, such as embryonic development, reproduction, tissue remodeling, and disease processes, such as arthritis or metastasis. Most MMP's are secreted as inactive proproteins which are activated when cleaved by extracellular proteinases. Matrix metalloproteinase 9 (gelatinase B, 92 kDa gelatinase, 92 kDa type IV collagenase) (MMP9, synonyms: GELB, CLG4B) degrades collagens type IV and V. Studies in rhesus monkeys suggest that MMP9 is involved in IL-8-induced mobilization hematopoietic progenitor cells from bone marrow, and murine studies suggest a role in tumor-associated tissue remodeling. The pro-MMP9 is 92 kDa, and it can be detected a processed form of 68 kDa. This protein can exist as a dimer of 180 kDa (PMID:7492685).

## Storage

**Storage:**  
Store at -80°C.  
**Storage Buffer:**  
PBS only, pH7.3

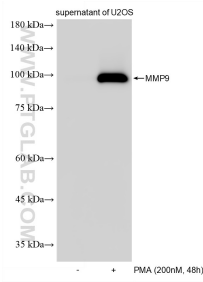
For technical support and original validation data for this product please contact:

T: 1 (888) 4PTGLAB (1-888-478-4522) (toll free in USA), or 1(312) 455-8498 (outside USA)

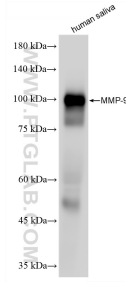
E: [proteintech@ptglab.com](mailto:proteintech@ptglab.com)  
W: [ptglab.com](http://ptglab.com)

**This product is exclusively available under Proteintech Group brand and is not available to purchase from any other manufacturer.**

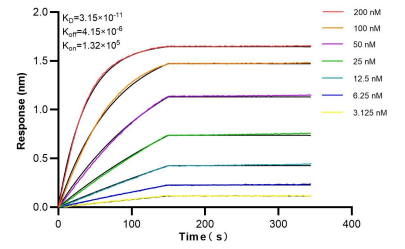
## Selected Validation Data



PMA treated supernatant of U2OS cells were subjected to SDS PAGE followed by western blot with 82685-20-RR (MMP-9 antibody) at dilution of 1:1000 incubated at room temperature for 1.5 hours. This data was developed using the same antibody clone with 82685-20-PBS in a different storage buffer formulation.



human saliva were subjected to SDS PAGE followed by western blot with 82685-20-RR (MMP-9 antibody) at dilution of 1:1000 incubated at room temperature for 1.5 hours. This data was developed using the same antibody clone with 82685-20-PBS in a different storage buffer formulation.



Bi-layer interferometry (BLI) kinetic assays of 82685-20-RR against Human MMP-9 were performed. The affinity constant is 31.5 pM.