

For Research Use Only

MMP-9 Recombinant monoclonal antibody

Catalog Number: 82685-20-RR



Basic Information

Catalog Number: 82685-20-RR	GenBank Accession Number: BC006093	Purification Method: Protein A purification
Size: 100ul , Concentration: 1000 µg/ml by Nanodrop;	GeneID (NCBI): 4318	CloneNo.: 250225B11
Source: Rabbit	UNIPROT ID: P14780	Recommended Dilutions: WB: 1:500-1:2000
Isotype: IgG	Full Name: matrix metalloproteinase 9 (gelatinase B, 92kDa gelatinase, 92kDa type IV collagenase)	
Immunogen Catalog Number: EG0442	Calculated MW: 707 aa, 78 kDa	
	Observed MW: 92 kDa	

Applications

Tested Applications: WB, ELISA	Positive Controls: WB : PMA treated supernatant of U2OS cells, human saliva
Species Specificity: human	

Background Information

Proteins of the matrix metalloproteinase (MMP) family are involved in the breakdown of extracellular matrix in normal physiological processes, such as embryonic development, reproduction, tissue remodeling, and disease processes, such as arthritis or metastasis. Most MMP's are secreted as inactive proproteins which are activated when cleaved by extracellular proteinases. Matrix metalloproteinase 9 (gelatinase B, 92 kDa gelatinase, 92 kDa type IV collagenase) (MMP9, synonyms: GELB, CLG4B) degrades collagens type IV and V. Studies in rhesus monkeys suggest that MMP9 is involved in IL-8-induced mobilization hematopoietic progenitor cells from bone marrow, and murine studies suggest a role in tumor-associated tissue remodeling. The pro-MMP9 is 92 kDa, and it can be detected a processed form of 68 kDa. This protein can exist as a dimer of 180 kDa (PMID:7492685).

Storage

Storage:
Store at -20°C. Stable for one year after shipment.
Storage Buffer:
PBS with 0.02% sodium azide and 50% glycerol, pH7.3
Aliquoting is unnecessary for -20°C storage

*** 20ul sizes contain 0.1% BSA

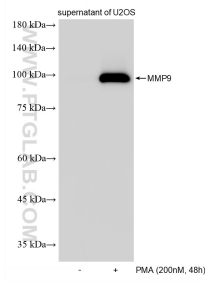
For technical support and original validation data for this product please contact:

T: 1 (888) 4PTGLAB (1-888-478-4522) (toll free in USA), or 1(312) 455-8498 (outside USA)

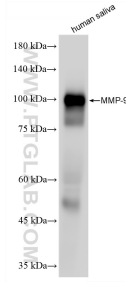
E: proteintech@ptglab.com
W: ptglab.com

This product is exclusively available under Proteintech Group brand and is not available to purchase from any other manufacturer.

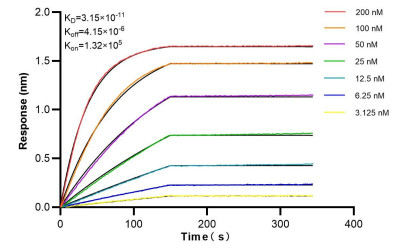
Selected Validation Data



PMA treated supernatant of U2OS cells were subjected to SDS PAGE followed by western blot with 82685-20-RR (MMP-9 antibody) at dilution of 1:1000 incubated at room temperature for 1.5 hours.



human saliva were subjected to SDS PAGE followed by western blot with 82685-20-RR (MMP-9 antibody) at dilution of 1:1000 incubated at room temperature for 1.5 hours.



Bi-layer interferometry (BLI) kinetic assays of 82685-20-RR against Human MMP-9 were performed. The affinity constant is 31.5 pM.