

For Research Use Only

# PTRF Recombinant antibody

Catalog Number: 82697-1-RR



## Basic Information

Catalog Number:

82697-1-RR

Size:

100ul, Concentration: 300 ug/ml by Nanodrop;

Source:

Rabbit

Isotype:

IgG

Immunogen Catalog Number:

AG13486

GenBank Accession Number:

BC008849

GeneID (NCBI):

284119

UNIPROT ID:

Q6NZI2

Full Name:

polymerase I and transcript release factor

Calculated MW:

43 kDa

Observed MW:

55 kDa

Purification Method:

Protein A purification

CloneNo.:

3E15

Recommended Dilutions:

WB 1:1000-1:6000

IHC 1:300-1:1200

IF/ICC 1:150-1:600

## Applications

Tested Applications:

WB, IHC, IF/ICC, ELISA

Species Specificity:

human, mouse, rat

**Note-IHC: suggested antigen retrieval with TE buffer pH 9.0; (\*) Alternatively, antigen retrieval may be performed with citrate buffer pH 6.0**

Positive Controls:

WB : mouse lung tissue, rat lung tissue, mouse heart tissue

IHC : human stomach tissue,

IF/ICC : HepG2 cells,

## Storage

Storage:

Store at -20°C. Stable for one year after shipment.

Storage Buffer:

PBS with 0.02% sodium azide and 50% glycerol pH 7.3.

Aliquoting is unnecessary for -20°C storage

\*\*\* 20ul sizes contain 0.1% BSA

For technical support and original validation data for this product please contact:

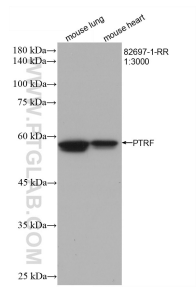
T: 1 (888) 4PTGLAB (1-888-478-4522) (toll free in USA), or 1(312) 455-8498 (outside USA)

E: [proteintech@ptglab.com](mailto:proteintech@ptglab.com)

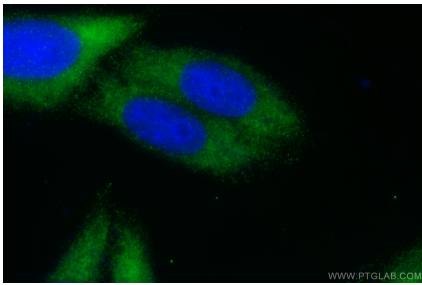
W: [ptglab.com](http://ptglab.com)

This product is exclusively available under Proteintech Group brand and is not available to purchase from any other manufacturer.

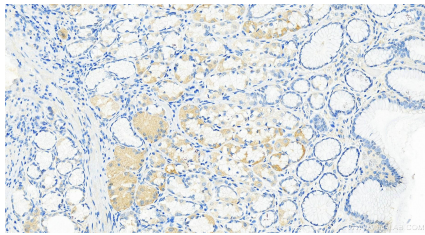
## Selected Validation Data



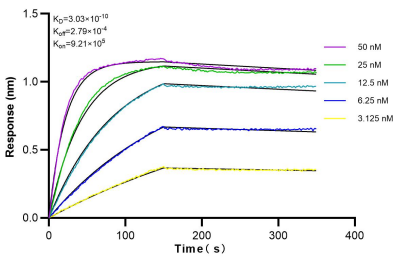
Various lysates were subjected to SDS PAGE followed by western blot with 82697-1-RR (PTRF antibody) at dilution of 1:3000 incubated at room temperature for 1.5 hours.



Immunofluorescent analysis of (-20°C Ethanol) fixed HepG2 cells using PTRF antibody (82697-1-RR, Clone: 3E15 ) at dilution of 1:300 and CoraLite® 488-Conjugated AffiniPure Goat Anti-Rabbit IgG(H+L) (SA00013-2).



Immunohistochemical analysis of paraffin-embedded human stomach tissue slide using 82697-1-RR (PTRF antibody) at dilution of 1:600 (under 20x lens). Heat mediated antigen retrieval with Tris-EDTA buffer (pH 9.0).



Bi-layer interferometry (BLI) kinetic assays of 82697-1-RR against Human PTRF were performed. The affinity constant is 0.303 nM.