

For Research Use Only

CAMKK2 Recombinant monoclonal antibody

Catalog Number: 82720-14-RR



Basic Information

Catalog Number: 82720-14-RR	GenBank Accession Number: BC026060	Purification Method: Protein A purification
Size: 100ul , Concentration: 1000 µg/ml by Nanodrop;	GeneID (NCBI): 10645	CloneNo.: 251379E8
Source: Rabbit	UNIPROT ID: Q96RR4	Recommended Dilutions: WB: 1:5000-1:50000 IHC: 1:400-1:1600 IF/ICC: 1:50-1:500
Isotype: IgG	Full Name: calcium/calmodulin-dependent protein kinase kinase 2, beta	
Immunogen Catalog Number: AG2093	Calculated MW: 588 aa, 60 kDa	
	Observed MW: 60-70 kDa	

Applications

Tested Applications:
WB, IHC, IF/ICC, ELISA

Species Specificity:
human

Note-IHC: suggested antigen retrieval with TE buffer pH 9.0; (*) Alternatively, antigen retrieval may be performed with citrate buffer pH 6.0

Positive Controls:

WB : HeLa cells, Jurkat cells, PC-3 cells, LNCaP cells

IHC : human colon cancer tissue,

IF/ICC : PC-3 cells,

Background Information

CAMKK2(calcium/calmodulin-dependent protein kinase kinase 2) is also named as CAMKKB, KIAA0787 and belongs to the protein kinase superfamily. It regulates hypothalamic production of the orexigenic hormone NPY and contributes to the regulation of energy balance. CAMKK2 in vivo reduces tumor growth suggests that reactivation of CAMKK2 by development of new drugs may be a new strategy to prolong the period to respond androgen-deprivation therapy(ADT)(PMID:22549914). It can be autophosphorylated(PMID:19369195). It has 7 isoforms produced by alternative splicing.

Storage

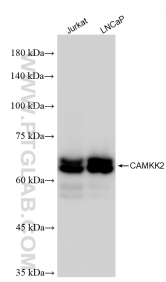
Storage:
Store at -20°C. Stable for one year after shipment.
Storage Buffer:
PBS with 0.02% sodium azide and 50% glycerol, pH7.3
Aliquoting is unnecessary for -20°C storage

*** 20ul sizes contain 0.1% BSA

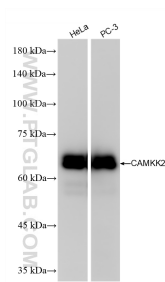
For technical support and original validation data for this product please contact:
T: 1 (888) 4PTGLAB (1-888-478-4522) (toll free in USA), or 1(312) 455-8498 (outside USA)
E: proteintech@ptglab.com
W: ptglab.com

This product is exclusively available under Proteintech Group brand and is not available to purchase from any other manufacturer.

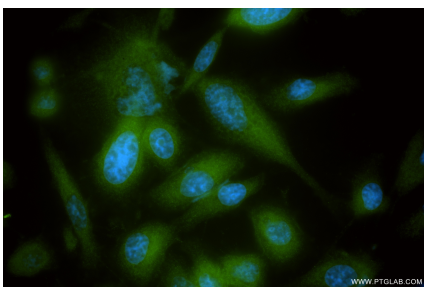
Selected Validation Data



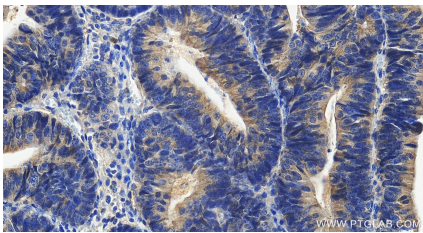
Various lysates were subjected to SDS PAGE followed by western blot with 82720-14-RR (CAMKK2 antibody) at dilution of 1:10000 incubated at room temperature for 1.5 hours.



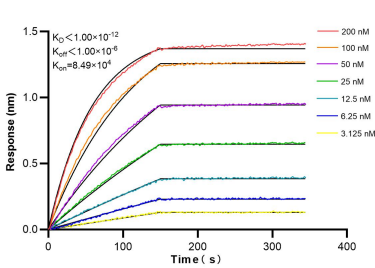
Various lysates were subjected to SDS PAGE followed by western blot with 82720-14-RR (CAMKK2 antibody) at dilution of 1:10000 incubated at room temperature for 1.5 hours.



Immunofluorescent analysis of (-20°C Ethanol) fixed PC-3 cells using CAMKK2 antibody (82720-14-RR, Clone: 251379E8) at dilution of 1:200 and CoraLite®488-Conjugated Goat Anti-Rabbit IgG(H+L) (SA00013-2).



Immunohistochemical analysis of paraffin-embedded human colon cancer tissue slide using 82720-14-RR (CAMKK2 antibody) at dilution of 1:800 (under 20x lens). Heat mediated antigen retrieval with Tris-EDTA buffer (pH 9.0).



Biolayer interferometry (BLI) kinetic assays of 82720-14-RR against Human CAMKK2 were performed. The affinity constant is below 1 pM