

For Research Use Only

Mouse ICAM-1/CD54 Recombinant antibody, PBS Only (Detector)

Catalog Number: 82827-5-PBS



Basic Information

Catalog Number: 82827-5-PBS	GenBank Accession Number: NM_010493	Purification Method: Protein A purification
Size: 100ug , Concentration: 1 mg/ml by Nanodrop;	GeneID (NCBI): 15894	CloneNo.: 240249H8
Source: Rabbit	UNIPROT ID: P13597	
Isotype: IgG	Full Name: intercellular adhesion molecule 1	
	Calculated MW: 59 kDa	

Applications

Tested Applications:
Cytometric bead array, Sandwich ELISA, Indirect ELISA, Sample test

Species Specificity:
mouse

Product Information

82827-5-PBS targets ICAM-1/CD54 as part of a matched antibody pair:

MP00543-2: 82827-7-PBS capture and 82827-5-PBS detection (validated in Cytometric bead array)

MP00543-4: 82827-9-PBS capture and 82827-5-PBS detection (validated in Sandwich ELISA)

Unconjugated rabbit recombinant monoclonal antibody in PBS only (BSA and azide free) storage buffer at a concentration of 1 mg/mL, ready for conjugation. Created using Proteintech's proprietary in-house recombinant technology. Recombinant production enables unrivalled batch-to-batch consistency, easy scale-up, and future security of supply.

This conjugation ready format makes antibodies ideal for use in many applications including: ELISAs, multiplex assays requiring matched pairs, mass cytometry, and multiplex imaging applications. Antibody use should be optimized by the end user for each application and assay.

Storage

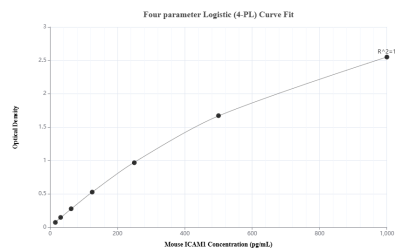
Storage:
Store at -80°C.

Storage Buffer:
PBS Only

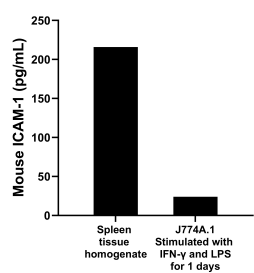
For technical support and original validation data for this product please contact:
T: 1 (888) 4PTGLAB (1-888-478-4522) (toll free in USA), or 1(312) 455-8498 (outside USA)
E: proteintech@ptglab.com
W: ptglab.com

This product is exclusively available under Proteintech Group brand and is not available to purchase from any other manufacturer.

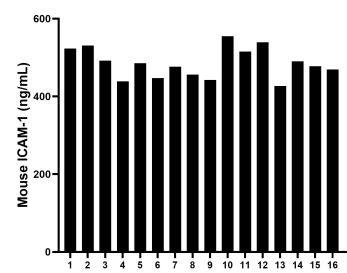
Selected Validation Data



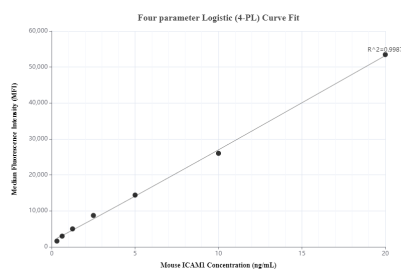
Sandwich ELISA standard curve of MP00543-4, Mouse ICAM-1/CD54 Recombinant Matched Antibody Pair - PBS only. 82827-9-PBS was coated to a plate as the capture antibody and incubated with serial dilutions of standard Eg0482. 82827-5-PBS was HRP conjugated as the detection antibody. Range: 15.6-1000 pg/mL



Mouse spleen tissue homogenate was measured. The mouse ICAM-1/CD54 concentration of detected samples was determined to be 215.8 pg/mL. For the J774A.1 supernatant cultured for 1 days, the mean mouse ICAM-1 concentration was determined to be 215.8 pg/mL in IFN-γ and LPS stimulated J774A.1 supernatant.



Serum of sixteen mice was measured. The mouse ICAM-1/CD54 concentration of detected samples was determined to be 485.4 ng/mL with a range of 427.2 - 555.0 ng/mL.



Cytometric bead array standard curve of MP00543-2, MOUSE ICAM-1/CD54 Recombinant Matched Antibody Pair, PBS Only. Capture antibody: 82827-7-PBS. Detection antibody: 82827-5-PBS. Standard: Eg0482. Range: 0.313-20 ng/mL