

For Research Use Only

TRIM62 Recombinant antibody, PBS Only (Detector)

Catalog Number: 82892-1-PBS



Basic Information

Catalog Number: 82892-1-PBS	GenBank Accession Number: BC001222	Purification Method: Protein A purification
Size: 100ug , Concentration: 1mg/ml by Nanodrop;	GeneID (NCBI): 55223	CloneNo.: 230195G5
Source: Rabbit	UNIPROT ID: Q9BVG3	
Isotype: IgG	Full Name: tripartite motif-containing 62	
Immunogen Catalog Number: AG7143	Calculated MW: 54 kDa	

Applications

Tested Applications:
IF/ICC, Cytometric bead array, Indirect ELISA

Species Specificity:
human

Product Information

82892-1-PBS targets TRIM62 as part of a matched antibody pair:

MP01312-1: 82892-5-PBS capture and 82892-1-PBS detection (validated in Cytometric bead array)

Unconjugated rabbit recombinant monoclonal antibody in PBS only (BSA and azide free) storage buffer at a concentration of 1 mg/mL, ready for conjugation. Created using Proteintech's proprietary in-house recombinant technology. Recombinant production enables unrivalled batch-to-batch consistency, easy scale-up, and future security of supply.

This conjugation ready format makes antibodies ideal for use in many applications including: ELISAs, multiplex assays requiring matched pairs, mass cytometry, and multiplex imaging applications. Antibody use should be optimized by the end user for each application and assay.

Background Information

TRIM62 (Tripartite motif-containing protein 62) belongs to the TRIM/RBCC family. TRIM proteins are involved in a broad range of biological processes, including some that underlie genetic disorders, neurological disorders and cancers. TRIM62 is shown to promote the release of HIV from infected cells, and a TRIM62 protein that has a mutation in its RING domain was more active than the native protein in promoting HIV release (PMID:18836477).

Storage

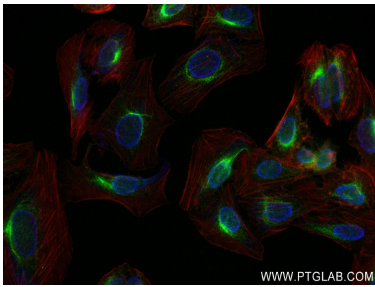
Storage:
Store at -80°C.

Storage Buffer:
PBS Only

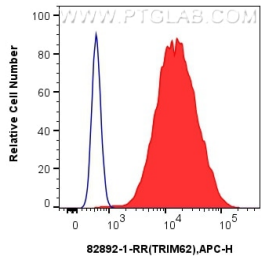
For technical support and original validation data for this product please contact:
T: 1 (888) 4PTGLAB (1-888-478-4522) (toll free in USA), or 1(312) 455-8498 (outside USA)
E: proteintech@ptglab.com
W: ptglab.com

This product is exclusively available under Proteintech Group brand and is not available to purchase from any other manufacturer.

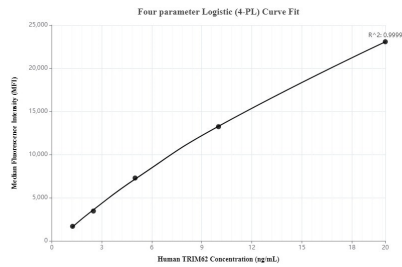
Selected Validation Data



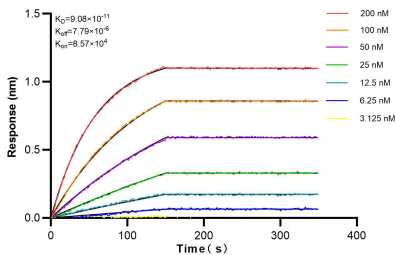
Immunofluorescent analysis of (4% PFA) fixed U2OS cells using TRIM62 antibody (82892-1-RR, Clone: 230195G5) at dilution of 1:150 and CoraLite®488-Conjugated AffiniPure Goat Anti-Rabbit IgG(H+L) (SA00013-2). This data was developed using the same antibody clone with 82892-1-PBS in a different storage buffer formulation.



1x10⁶ HeLa cells were intracellularly stained with 0.5 ug Anti-Human TRIM62 (82892-1-RR, Clone:230195G5) and APC-Conjugated AffiniPure Goat Anti-Rabbit IgG(H+L) at dilution 1:166 (red), or 0.5 ug Rabbit IgG control Rabbit PolyAb (30000-O-AP, Clone:) (blue). Cells were fixed with 4% PFA and permeabilized with Flow Cytometry Perm Buffer (PF00011-C). This data was developed using the same antibody clone with 82892-1-PBS in a different storage buffer formulation.



Cytometric bead array standard curve of MP01312-1, TRIM62 Recombinant Matched Antibody Pair, PBS Only. Capture antibody: 82892-5-PBS. Detection antibody: 82892-1-PBS. Standard: Ag7143. Range: 1.25-20 ng/mL.



Bi-layer interferometry (BLI) kinetic assays of 82892-1-RR against Human TRIM62 were performed. The affinity constant is 90.8 pM.