

For Research Use Only

KPNA4 Recombinant antibody

Catalog Number: 82898-1-RR

Featured Product



Basic Information

Catalog Number:

82898-1-RR

Size:

100ul, Concentration: 700 ug/ml by Nanodrop;

Source:

Rabbit

Isotype:

IgG

Immunogen Catalog Number:

AG3133

GenBank Accession Number:

BC034493

GeneID (NCBI):

3840

UNIPROT ID:

O00629

Full Name:

karyopherin alpha 4 (importin alpha 3)

Calculated MW:

521 aa, 58 kDa

Observed MW:

58 kDa

Purification Method:

Protein A purification

CloneNo.:

230098H3

Recommended Dilutions:

WB 1:5000-1:50000

IF/ICC 1:250-1:1000

Applications

Tested Applications:

WB, IF/ICC, FC (Intra), ELISA

Species Specificity:

human

Positive Controls:

WB : HeLa cells, A549 cells, Jurkat cells

IF/ICC : U2OS cells,

Storage

Storage:

Store at -20°C. Stable for one year after shipment.

Storage Buffer:

PBS with 0.02% sodium azide and 50% glycerol pH 7.3.

Aliquoting is unnecessary for -20°C storage

*** 20ul sizes contain 0.1% BSA

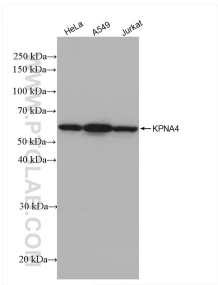
For technical support and original validation data for this product please contact:

T: 1 (888) 4PTGLAB (1-888-478-4522) (toll free in USA), or 1(312) 455-8498 (outside USA)

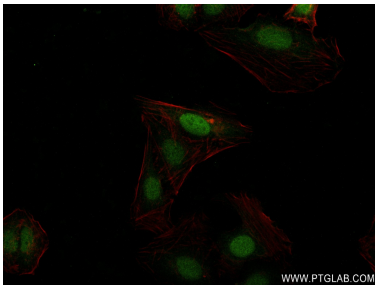
E: proteintech@ptglab.com
W: ptglab.com

This product is exclusively available under Proteintech Group brand and is not available to purchase from any other manufacturer.

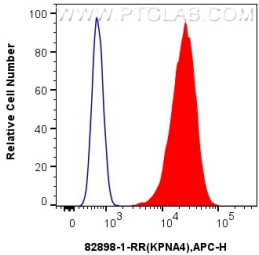
Selected Validation Data



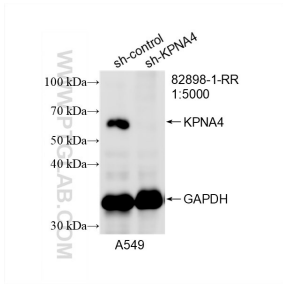
Various lysates were subjected to SDS PAGE followed by western blot with 82898-1-RR (KPNA4 antibody) at dilution of 1:10000 incubated at room temperature for 1.5 hours.



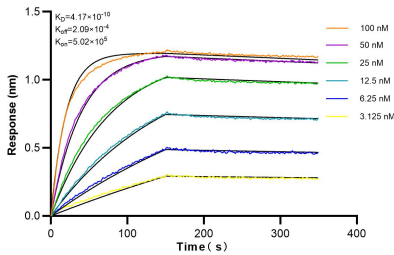
Immunofluorescent analysis of (4% PFA) fixed U2OS cells using KPNA4 antibody (82898-1-RR, Clone: 230098H3) at dilution of 1:500 and CoraLite®488-Conjugated AffiniPure Goat Anti-Rabbit IgG(H+L) (SA00013-2), CL594-Phalloidin (red).



1x10⁶ HeLa cells were intracellularly stained with 0.13 ug Anti-Human KPNA4 (82898-1-RR, Clone:230098H3) and APC-Conjugated AffiniPure Goat Anti-Rabbit IgG(H+L) at dilution 1:166 (red), or 0.13 ug Rabbit IgG control Rabbit PolyAb (30000-O-AP, Clone:) (blue). Cells were fixed with 4% PFA and permeabilized with Flow Cytometry Perm Buffer (PF00011-C).



WB result of KPNA4 antibody (82898-1-RR; 1:5000; incubated at room temperature for 1.5 hours) with sh-Control and sh-KPNA4 transfected A549 cells.



Biolayer interferometry (BLI) kinetic assays of 82898-1-RR against Human KPNA4 were performed. The affinity constant is 0.417 nM.