

For Research Use Only

KHSRP Recombinant antibody

Catalog Number: 82931-2-RR



Basic Information

Catalog Number: 82931-2-RR	GenBank Accession Number: NM_003685	Purification Method: Protein A purification
Size: 100ul , Concentration: 1000 ug/ml by Nanodrop;	GeneID (NCBI): 8570	CloneNo.: 230189C12
Source: Rabbit	UNIPROT ID: Q92945	Recommended Dilutions: IP 0.5-4.0 ug for 1.0-3.0 mg of total protein lysate
Isotype: IgG	Full Name: KH-type splicing regulatory protein	
Immunogen Catalog Number: AG33890	Calculated MW: 73 kDa	

Applications

Tested Applications: FC (Intra), IP, ELISA	Positive Controls: IP : HeLa cells,
Species Specificity: human	

Background Information

KHSRP, also named as FUBP2, KSRP, and p75, belongs to the KHSRP family. It binds to the dendritic targeting element and may play a role in mRNA trafficking. KHSRP is a part of a ternary complex that binds to the downstream control sequence (DCS) of the pre-mRNA. It mediates exon inclusion in transcripts that are subject to tissue-specific alternative splicing. KHSRP may interact with single-stranded DNA from the far-upstream element (FUSE). May activate gene expression. It is involved in the degradation of inherently unstable mRNAs that contain AU-rich elements (AREs) in their 3'-UTR, possibly by recruiting degradation machinery to ARE-containing mRNAs.

Storage

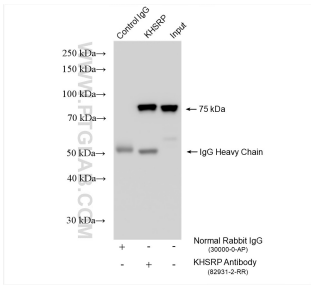
Storage:
Store at -20°C. Stable for one year after shipment.
Storage Buffer:
PBS with 0.02% sodium azide and 50% glycerol pH 7.3.
Aliquoting is unnecessary for -20°C storage

*** 20ul sizes contain 0.1% BSA

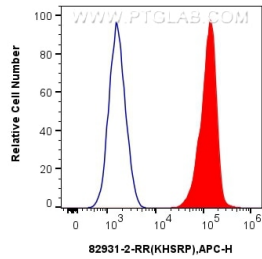
For technical support and original validation data for this product please contact:
T: 1 (888) 4PTGLAB (1-888-478-4522) (toll free in USA), or 1(312) 455-8498 (outside USA)
E: proteintech@ptglab.com
W: ptglab.com

This product is exclusively available under Proteintech Group brand and is not available to purchase from any other manufacturer.

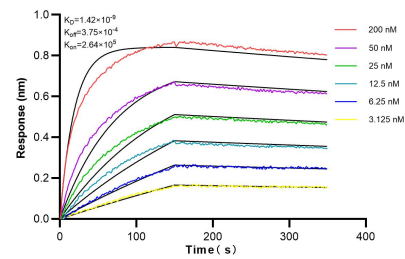
Selected Validation Data



IP result of anti-KHSRP (IP:82931-2-RR, 4ug; Detection:82931-2-RR 1:2500) with HeLa cells lysate 1050 ug.



1x10⁶ U-251 cells were intracellularly stained with 0.25 ug Anti-Human KHSRP (82931-2-RR, Clone:230189C12) and APC-Conjugated AffiniPure Goat Anti-Rabbit IgG(H+L) (red), or 0.25 ug Rabbit IgG control Rabbit PolyAb (30000-0-AP) (blue). Cells were fixed and permeabilized with True-Nuclear Transcription Factor Buffer Set.



Biolayer interferometry (BLI) kinetic assays of 82931-2-RR against Human KHSRP were performed. The affinity constant is 1.42 nM.