

For Research Use Only

# KHSRP Recombinant antibody, PBS Only

Catalog Number: 82931-3-PBS



## Basic Information

<b>Catalog Number:</b> 82931-3-PBS	<b>GenBank Accession Number:</b> NM_003685	<b>Purification Method:</b> Protein A purification
<b>Size:</b> 100ug, Concentration: 1mg/ml by Nanodrop;	<b>GeneID (NCBI):</b> 8570	<b>CloneNo.:</b> 230189B2
<b>Source:</b> Rabbit	<b>UNIPROT ID:</b> Q92945	
<b>Isotype:</b> IgG	<b>Full Name:</b> KH-type splicing regulatory protein	
<b>Immunogen Catalog Number:</b> AG33890	<b>Calculated MW:</b> 73 kDa	
	<b>Observed MW:</b> 75 kDa	

## Applications

**Tested Applications:**  
WB, IHC, IF/ICC, IP, Indirect ELISA

**Species Specificity:**  
human, mouse, rat

## Background Information

KHSRP, also named as FUBP2, KSRP, and p75, belongs to the KHSRP family. It binds to the dendritic targeting element and may play a role in mRNA trafficking. KHSRP is a part of a ternary complex that binds to the downstream control sequence (DCS) of the pre-mRNA. It mediates exon inclusion in transcripts that are subject to tissue-specific alternative splicing. KHSRP may interact with single-stranded DNA from the far-upstream element (FUSE). May activate gene expression. It is involved in the degradation of inherently unstable mRNAs that contain AU-rich elements (AREs) in their 3'-UTR, possibly by recruiting degradation machinery to ARE-containing mRNAs.

## Storage

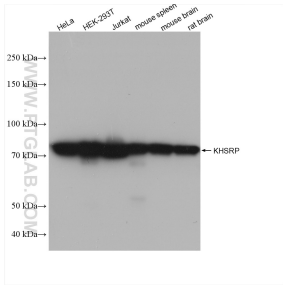
**Storage:**  
Store at -80°C.

**Storage Buffer:**  
PBS Only

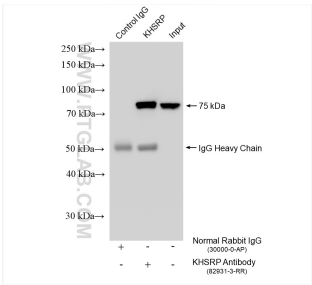
For technical support and original validation data for this product please contact:  
T: 1 (888) 4PTGLAB (1-888-478-4522) (toll free in USA), or 1(312) 455-8498 (outside USA)  
E: [proteintech@ptglab.com](mailto:proteintech@ptglab.com)  
W: [ptglab.com](http://ptglab.com)

This product is exclusively available under Proteintech Group brand and is not available to purchase from any other manufacturer.

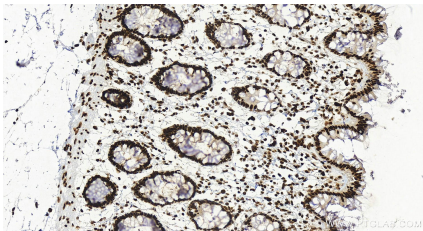
Selected Validation Data



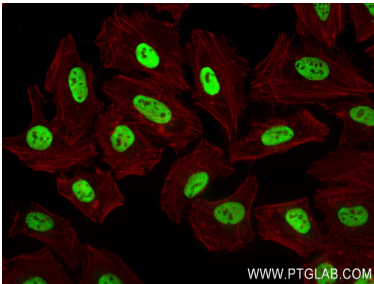
Various lysates were subjected to SDS PAGE followed by western blot with 82931-3-RR (KHSRP antibody) at dilution of 1:10000 incubated at room temperature for 1.5 hours. This data was developed using the same antibody clone with 82931-3-PBS in a different storage buffer formulation.



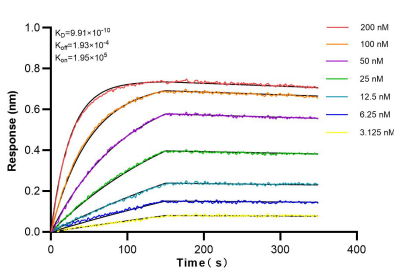
IP result of anti-KHSRP (IP:82931-3-RR, 4ug; Detection:82931-3-RR 1:2500) with HeLa cells lysate 1050 ug. This data was developed using the same antibody clone with 82931-3-PBS in a different storage buffer formulation.



Immunohistochemical analysis of paraffin-embedded human colon tissue slide using 82931-3-RR (KHSRP antibody) at dilution of 1:800 (under 20x lens). Heat mediated antigen retrieval with Tris-EDTA buffer (pH 9.0). This data was developed using the same antibody clone with 82931-3-PBS in a different storage buffer formulation.



Immunofluorescent analysis of (4% PFA) fixed HeLa cells using KHSRP antibody (82931-3-RR, Clone: 230189B2 ) at dilution of 1:400 and CoraLite®488-Conjugated Goat Anti-Rabbit IgG(H+L) (SA00013-2), CL594-Phalloidin (red). This data was developed using the same antibody clone with 82931-3-PBS in a different storage buffer formulation.



Biolayer interferometry (BLI) kinetic assays of 82931-3-RR against Human KHSRP were performed. The affinity constant is 0.991 nM.