

For Research Use Only

GCSH Recombinant antibody, PBS Only (Capture)

Catalog Number: 83012-3-PBS



Basic Information

Catalog Number: 83012-3-PBS	GenBank Accession Number: BC000790	Purification Method: Protein A purification
Size: 100ug , Concentration: 1mg/ml by Nanodrop;	GeneID (NCBI): 2653	CloneNo.: 230505C10
Source: Rabbit	UNIPROT ID: P23434	
Isotype: IgG	Full Name: glycine cleavage system protein H (aminomethyl carrier)	
Immunogen Catalog Number: AG10174	Calculated MW: 19 kDa	

Applications

Tested Applications:
Cytometric bead array, Sandwich ELISA, Indirect ELISA, Sample test

Species Specificity:
human

Product Information

83012-3-PBS targets GCSH as part of a matched antibody pair:

MP00021-3: 83012-3-PBS capture and 83012-2-PBS detection (validated in Cytometric bead array, Sandwich ELISA)

Unconjugated rabbit recombinant monoclonal antibody in PBS only (BSA and azide free) storage buffer at a concentration of 1 mg/mL, ready for conjugation. Created using Proteintech's proprietary in-house recombinant technology. Recombinant production enables unrivalled batch-to-batch consistency, easy scale-up, and future security of supply.

This conjugation ready format makes antibodies ideal for use in many applications including: ELISAs, multiplex assays requiring matched pairs, mass cytometry, and multiplex imaging applications. Antibody use should be optimized by the end user for each application and assay.

Storage

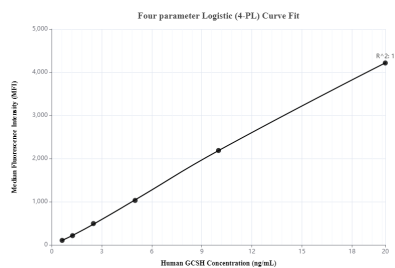
Storage:
Store at -80°C.

Storage Buffer:
100% PBS pH 7.3

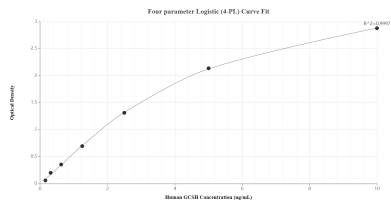
For technical support and original validation data for this product please contact:
T: 1 (888) 4PTGLAB (1-888-478-4522) (toll free in USA), or 1(312) 455-8498 (outside USA)
E: proteintech@ptglab.com
W: ptglab.com

This product is exclusively available under Proteintech Group brand and is not available to purchase from any other manufacturer.

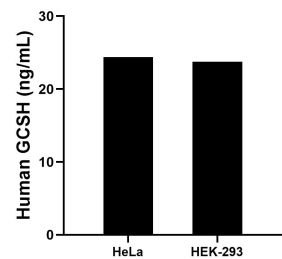
Selected Validation Data



Cytometric bead array standard curve of MP00021-3, GCSH Recombinant Matched Antibody Pair, PBS Only. Capture antibody: 83012-3-PBS. Detection antibody: 83012-2-PBS. Standard: Ag10174. Range: 0.625-20 ng/mL



Sandwich ELISA standard curve of MP00021-3, Human GCSH Recombinant Matched Antibody Pair - PBS only. 83012-3-PBS was coated to a plate as the capture antibody and incubated with serial dilutions of standard Ag10174. 83012-2-PBS was HRP conjugated as the detection antibody. Range: 0.156-10 ng/mL



The mean GCSH concentration was determined to be 24.39 ng/mL in HeLa cell extract based on a 3.60 mg/mL extract load and 23.77 ng/mL in HEK-293 cell extract based on a 3.40 mg/mL extract load.