

For Research Use Only

PPP1R15B Recombinant antibody, PBS Only

Catalog Number: 83016-6-PBS

Featured Product



Basic Information

Catalog Number:

83016-6-PBS

Size:

100ug, Concentration: 1 mg/ml by Nanodrop;

Source:

Rabbit

Isotype:

IgG

Immunogen Catalog Number:

AG6213

GenBank Accession Number:

BC065280

GeneID (NCBI):

84919

UNIPROT ID:

Q5SWA1

Full Name:

protein phosphatase 1, regulatory (inhibitor) subunit 15B

Calculated MW:

79 kDa

Purification Method:

Protein A purification

CloneNo.:

240052G5

Applications

Tested Applications:

WB, IF/ICC, FC (Intra), Indirect ELISA

Species Specificity:

human

Storage

Storage:

Store at -80°C.

Storage Buffer:

PBS Only

For technical support and original validation data for this product please contact:

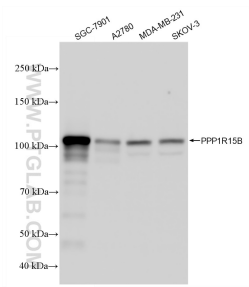
T: 1 (888) 4PTGLAB (1-888-478-4522) (toll free in USA), or 1(312) 455-8498 (outside USA)

E: proteintech@ptglab.com

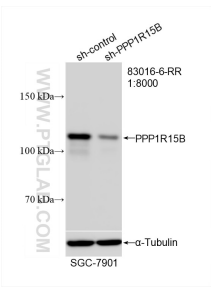
W: ptglab.com

This product is exclusively available under Proteintech Group brand and is not available to purchase from any other manufacturer.

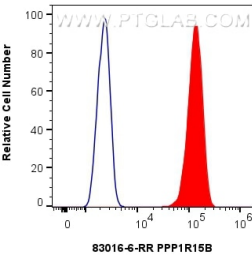
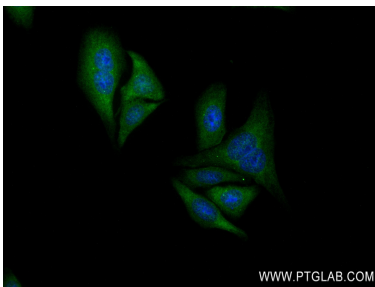
Selected Validation Data



Various lysates were subjected to SDS PAGE followed by western blot with 83016-6-RR (PPP1R15B antibody) at dilution of 1:20000 incubated at room temperature for 1.5 hours. This data was developed using the same antibody clone with 83016-6-PBS in a different storage buffer formulation.



WB result of PPP1R15B antibody (83016-6-RR; 1:8000; incubated at room temperature for 1.5 hours) with sh-Control and sh-PPP1R15B transfected SGC-7901 cells. This data was developed using the same antibody clone with 83016-6-PBS in a different storage buffer formulation.



1x10 6 U2OS cells were intracellularly stained with 0.25 ug PPP1R15B Recombinant antibody (83016-6-RR, Clone:240052G5) and CoraLite $^{\text{TM}}$ 488-Conjugated AffiniPure Goat Anti-Rabbit IgG(H+L) (SA00013-2)(red), or 0.25 ug Isotype Control (blue). Cells were fixed with 4% PFA and permeabilized with Flow Cytometry Perm Buffer (PF00011-C). This data was developed using the same antibody clone with 83016-6-PBS in a different storage buffer formulation.

