For Research Use Only

Mouse Tnfrsf11b Recombinant monoclonal antibody, PBS Only (Detector)

Catalog Number:83065-3-PBS

proteintech®
Antibodies | ELISA kits | Proteins
www.ptglab.com

Basic Information

Catalog Number:
83065-3-PBS

Size:
100ug , Concentration: 1mg/ml by Nanodrop;

Source:
Rabbit

Isotype:
IgG

Immunogen Catalog Number:
EG0598

GenBank Accession Number:
BC049782.1

GeneID (NCBI):
18383

UNIPROT ID:
Q6PI12

Full Name:
tumor necrosis factor receptor superfamily, member 11b (osteoprotegerin)

Calculated MW:
46KD

Purification Method:
Protein A purification

CloneNo.:
230325F9

Applications

Tested Applications:
Cytometric bead array, Sandwich ELISA, Indirect ELISA, Sample test

Species Specificity:
mouse

Product Information

83065-3-PBS targets Tnfrsf11b as part of a matched antibody pair:

MP00123-4: 83065-1-PBS capture and 83065-3-PBS detection (validated in Sandwich ELISA)

Unconjugated rabbit recombinant monoclonal antibody in PBS only (BSA and azide free) storage buffer at a concentration of 1 mg/mL, ready for conjugation. Created using Proteintech's proprietary in-house recombinant technology. Recombinant production enables unrivalled batch-to-batch consistency, easy scale-up, and future security of supply.

This conjugation ready format makes antibodies ideal for use in many applications including: ELISAs, multiplex assays requiring matched pairs, mass cytometry, and multiplex imaging applications.Antibody use should be optimized by the end user for each application and assay.

Storage

Storage:
Store at -80°C.
Storage Buffer:
PBS only, pH7.3

For technical support and original validation data for this product please contact:
T: 1 (888) 4PTGLAB (1-888-478-4522) (toll free in USA), or 1(312) 455-8498 (outside USA)
E: proteintech@ptglab.com
W: ptglab.com

This product is exclusively available under Proteintech Group brand and is not available to purchase from any other manufacturer.

Selected Validation Data

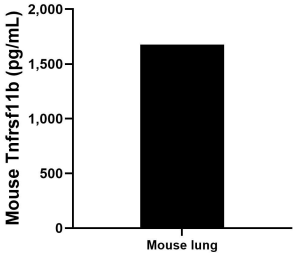

Mouse lung tissue (3 lungs in 1-2 mm pieces in 100 mL of medium) was cultured for 3 days in RPMI supplemented with 10% fetal bovine serum, 50 µM β-mercaptoethanol, 2 mM L-glutamine, 100 U/mL penicillin, and 100 µg/mL streptomycin sulfate. An aliquot of the cell culture supernatant was removed, assayed for mouse Tnfrsf11b , and measured 1,675.9 pg/mL.

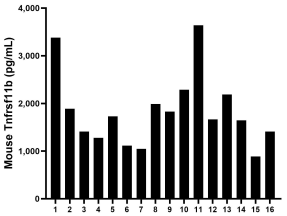

Serum of sixteen mice was measured. The Mouse Tnfrsf11b concentration of detected samples was determined to be 1,836.9 pg/mL with a range of 886.4 - 3,640.5 pg/mL.

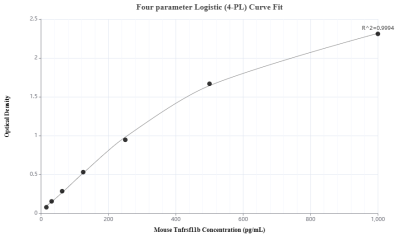

Sandwich ELISA standard curve of MP00123-4, Mouse TNFRSF11B Recombinant Matched Antibody Pair - PBS only. 83065-1-PBS was coated to a plate as the capture antibody and incubated with serial dilutions of standard Eg0598. 83065-3-PBS was HRP conjugated as the detection antibody. Range:15.6-1000pg/mL.

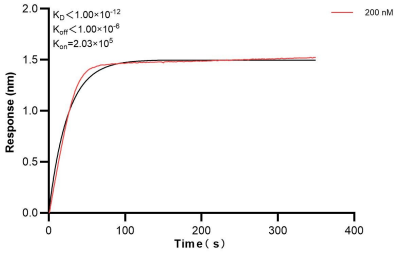

Biolayer interferometry (BLI) kinetic assay of 83065-3-PBS against Mouse Tnfrsf11b was performed. The affinity constant is below 1 pM.