

For Research Use Only

SLC35F4 Recombinant antibody, PBS Only



Catalog Number: 83085-3-PBS

Basic Information

Catalog Number:

83085-3-PBS

Size:

100ug, Concentration: 1mg/ml by Nanodrop;

Source:

Rabbit

Isotype:

IgG

Immunogen Catalog Number:

AG34518

GenBank Accession Number:

NM_001206920

GeneID (NCBI):

341880

Full Name:

solute carrier family 35, member F4

Calculated MW:

521 aa, 58 kDa

Purification Method:

Protein A purification

CloneNo.:

230360B7

Applications

Tested Applications:

IF/ICC, Indirect ELISA

Species Specificity:

Human

Storage

Storage:

Store at -80°C.

Storage Buffer:

PBS Only

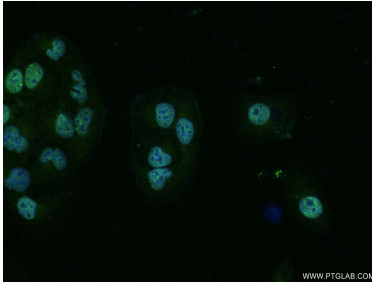
For technical support and original validation data for this product please contact:

T: 1 (888) 4PTGLAB (1-888-478-4522) (toll free in USA), or 1(312) 455-8498 (outside USA)

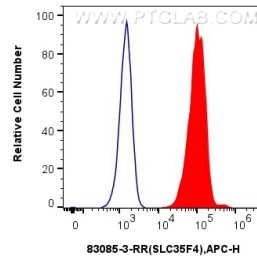
E: proteintech@ptglab.com
W: ptglab.com

This product is exclusively available under Proteintech Group brand and is not available to purchase from any other manufacturer.

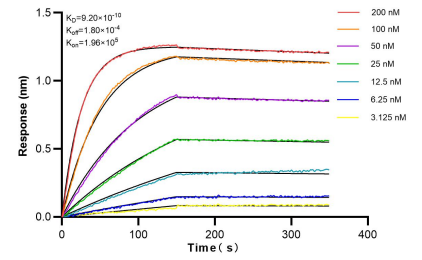
Selected Validation Data



Immunofluorescent analysis of (4% PFA) fixed U2OS cells using SLC35F4 antibody (83085-3-RR, Clone: 230360B7) at dilution of 1:400 and CoraLite®488-Conjugated AffiniPure Goat Anti-Mouse IgG(H+L) (SA00013-1). This data was developed using the same antibody clone with 83085-3-PBS in a different storage buffer formulation.



1x10⁶ U2OS cells were intracellularly stained with 0.25 ug Anti-Human SLC35F4 (83085-3-RR, Clone:230360B7) and APC-Conjugated AffiniPure Goat Anti-Rabbit IgG(H+L)(red), or 0.25 ug Rabbit IgG control Rabbit PolyAb (30000-0-AP) (blue). Cells were fixed and permeabilized with True-Nuclear Transcription Factor Buffer Set. This data was developed using the same antibody clone with 83085-3-PBS in a different storage buffer formulation.



Biolayer interferometry (BLI) kinetic assays of 83085-3-RR against Human SLC35F4 were performed. The affinity constant is 0.92 nM.