

For Research Use Only

INO80 Recombinant antibody, PBS Only



Catalog Number: 83117-4-PBS

Basic Information

Catalog Number:

83117-4-PBS

Size:

100ug, Concentration: 1mg/ml by Nanodrop;

Source:

Rabbit

Isotype:

IgG

GenBank Accession Number:

BC146785

GeneID (NCBI):

54617

UNIPROT ID:

Q9ULG1

Full Name:

INO80 homolog (S. cerevisiae)

Calculated MW:

1556 aa, 177 kDa

Purification Method:

Protein A purification

CloneNo.:

230440E9

Applications

Tested Applications:

IF, Indirect ELISA

Species Specificity:

Human

Storage

Storage:

Store at -80°C.

Storage Buffer:

PBS Only

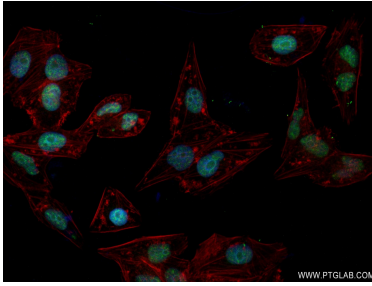
For technical support and original validation data for this product please contact:

T: 1 (888) 4PTGLAB (1-888-478-4522) (toll free in USA), or 1(312) 455-8498 (outside USA)

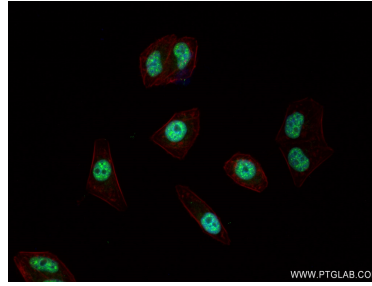
E: proteintech@ptglab.com
W: ptglab.com

This product is exclusively available under Proteintech Group brand and is not available to purchase from any other manufacturer.

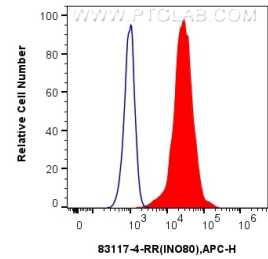
Selected Validation Data



Immunofluorescent analysis of (4% PFA) fixed HepG2 cells using INO80 antibody (83117-4-RR, Clone: 230440E9) at dilution of 1:250 and CoraLite®488-Conjugated AffiniPure Goat Anti-Mouse IgG(H+L) (SA00013-1), CL594-Phalloidin (red). This data was developed using the same antibody clone with 83117-4-PBS in a different storage buffer formulation.



Immunofluorescent analysis of (4% PFA) fixed HepG2 cells using INO80 antibody (83117-4-RR, Clone: 230440E9) at dilution of 1:100 and CoraLite®488-Conjugated AffiniPure Goat Anti-Rabbit IgG(H+L) (SA00013-2), CL594-Phalloidin (red). This data was developed using the same antibody clone with 83117-4-PBS in a different storage buffer formulation.



1x10⁶ HeLa cells were intracellularly stained with 0.25 ug Ino80 Recombinant Antibody (83117-4-RR, Clone:230440E9) and APC-Conjugated AffiniPure Goat Anti-Rabbit IgG(H+L)(red), or 0.25 ug Rabbit IgG control Rabbit PolyAb (30000-O-AP) (blue). Cells were fixed and permeabilized with True-Nuclear Transcription Factor Buffer Set. This data was developed using the same antibody clone with 83117-4-PBS in a different storage buffer formulation.