

For Research Use Only

# MTCO2 Recombinant monoclonal antibody, PBS Only (Capture)

Catalog Number: 83132-3-PBS



## Basic Information

<b>Catalog Number:</b> 83132-3-PBS	<b>GenBank Accession Number:</b> YP_003024029	<b>Purification Method:</b> Protein A purification
<b>Size:</b> 100ug, Concentration: 1mg/ml by Nanodrop;	<b>GeneID (NCBI):</b> 4513	<b>CloneNo.:</b> 230448B4
<b>Source:</b> Rabbit	<b>UNIPROT ID:</b> P00403	
<b>Isotype:</b> IgG	<b>Full Name:</b> cytochrome c oxidase II	
	<b>Calculated MW:</b> 26 kDa	

## Applications

**Tested Applications:**  
Cytometric bead array, Sandwich ELISA, Indirect ELISA

**Species Specificity:**  
human

## Product Information

83132-3-PBS targets MTCO2 as part of a matched antibody pair:

MP00254-1: 83132-3-PBS capture and 83132-6-PBS detection (validated in Cytometric bead array, Sandwich ELISA)

Unconjugated rabbit recombinant monoclonal antibody in PBS only (BSA and azide free) storage buffer at a concentration of 1 mg/mL, ready for conjugation. Created using Proteintech's proprietary in-house recombinant technology. Recombinant production enables unrivalled batch-to-batch consistency, easy scale-up, and future security of supply.

This conjugation ready format makes antibodies ideal for use in many applications including: ELISAs, multiplex assays requiring matched pairs, mass cytometry, and multiplex imaging applications. Antibody use should be optimized by the end user for each application and assay.

## Storage

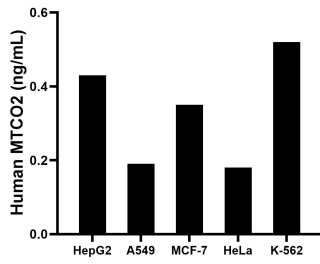
**Storage:**  
Store at -80°C.

**Storage Buffer:**  
PBS only, pH7.3

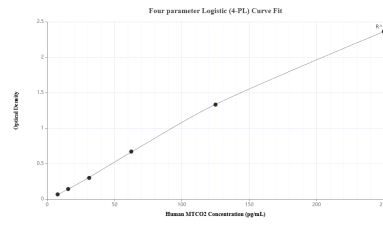
For technical support and original validation data for this product please contact:  
T: 1 (888) 4PTGLAB (1-888-478-4522) (toll free in USA), or 1(312) 455-8498 (outside USA)      E: proteintech@ptglab.com  
W: ptglab.com

**This product is exclusively available under Proteintech Group brand and is not available to purchase from any other manufacturer.**

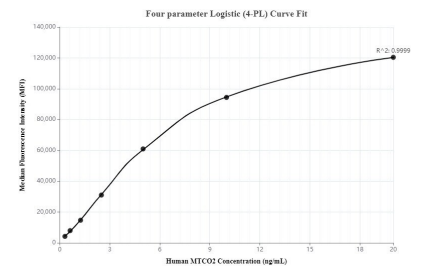
## Selected Validation Data



The mean MTCO2 concentration was determined to be 0.43 ng/mL in HepG2 cell extract based on a 1.2 mg/mL extract load, 0.19 ng/mL in A549 cell extract based on a 1.1 mg/mL extract load, 0.35 ng/mL in MCF-7 cell extract based on a 1.2 mg/mL extract load, 0.18 ng/mL in HeLa cell extract based on a 1.2 mg/mL extract load and 0.52 ng/mL in K-562 cell extract based on a 1.2 mg/mL extract load.



Sandwich ELISA standard curve of MP00254-1, Human MTCO2 Recombinant Matched Antibody Pair - PBS only. 83132-3-PBS was coated to a plate as the capture antibody and incubated with serial dilutions of standard SY01099. 83132-6-PBS was HRP conjugated as the detection antibody. Range: 7.8-250 pg/mL



Cytometric bead array standard curve of MP00254-1, MTCO2 Recombinant Matched Antibody Pair, PBS Only. Capture antibody: 83132-3-PBS. Detection antibody: 83132-6-PBS. Standard: SY01099. Range: 0.313-20 ng/mL