

For Research Use Only

FGFR4 Recombinant antibody, PBS Only (Detector)

Catalog Number: 83153-5-PBS



Basic Information

Catalog Number: 83153-5-PBS	GenBank Accession Number: BC011847	Purification Method: Protein A purification
Size: 100ug, Concentration: 1 mg/ml by Nanodrop;	GeneID (NCBI): 2264	CloneNo.: 242713G6
Source: Rabbit	UNIPROT ID: P22455	
Isotype: IgG	Full Name: fibroblast growth factor receptor 4	
	Calculated MW: 88 kDa	

Applications

Tested Applications:
Sandwich ELISA, Indirect ELISA, Sample test

Species Specificity:
human

Product Information

83153-5-PBS targets FGFR4 as part of a matched antibody pair:

MP00257-4: 83153-6-PBS capture and 83153-5-PBS detection (validated in Sandwich ELISA)

Unconjugated rabbit recombinant monoclonal antibody in PBS only (BSA and azide free) storage buffer at a concentration of 1 mg/mL, ready for conjugation. Created using Proteintech's proprietary in-house recombinant technology. Recombinant production enables unrivalled batch-to-batch consistency, easy scale-up, and future security of supply.

This conjugation ready format makes antibodies ideal for use in many applications including: ELISAs, multiplex assays requiring matched pairs, mass cytometry, and multiplex imaging applications. Antibody use should be optimized by the end user for each application and assay.

Storage

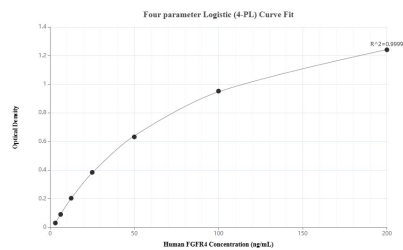
Storage:
Store at -80°C.

Storage Buffer:
PBS Only

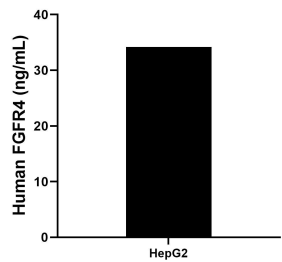
For technical support and original validation data for this product please contact:
T: 1 (888) 4PTGLAB (1-888-478-4522) (toll free in USA), or 1(312) 455-8498 (outside USA)
E: proteintech@ptglab.com
W: ptglab.com

This product is exclusively available under Proteintech Group brand and is not available to purchase from any other manufacturer.

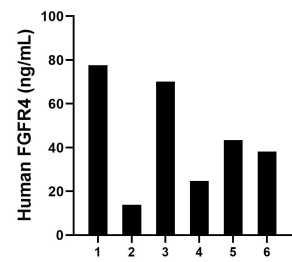
Selected Validation Data



Sandwich ELISA standard curve of MP00257-4, Human FGFR4 Recombinant Matched Antibody Pair - PBS only. 83153-6-PBS was coated to a plate as the capture antibody and incubated with serial dilutions of standard Eg3510. 83153-5-PBS was HRP conjugated as the detection antibody. Range: 3.13-200 ng/mL



HepG2 cells were cultured in DMEM supplemented with 10% fetal bovine serum, 100 U/mL penicillin, and 100 µg/mL streptomycin sulfate. Aliquots of the cell culture supernatants were removed assayed for levels of FGFR4 and measured 44.65 ng/mL



Serum of six individual healthy human donors was measured. The human FGFR4 concentration of detected samples was determined to be 44.65 ng/mL with a range of 13.85 - 77.61 ng/mL