

For Research Use Only

# PRKD1 Recombinant antibody, PBS Only

Catalog Number: 83174-5-PBS



## Basic Information

Catalog Number:

83174-5-PBS

Size:

100ug, Concentration: 1 mg/ml by Nanodrop;

Source:

Rabbit

Isotype:

IgG

GenBank Accession Number:

NM\_002742

GeneID (NCBI):

5587

UNIPROT ID:

Q15139

Full Name:

protein kinase D1

Calculated MW:

102 kDa

Purification Method:

Protein A purification

CloneNo.:

230355D12

## Applications

Tested Applications:

IF/ICC, FC (Intra), Indirect ELISA

Species Specificity:

human

## Storage

Storage:

Store at -80°C.

Storage Buffer:

PBS Only

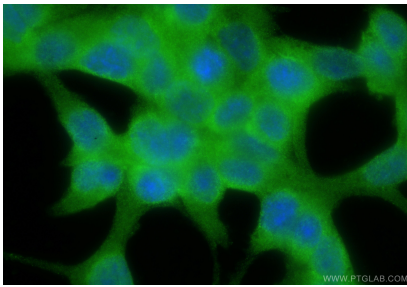
For technical support and original validation data for this product please contact:

T: 1 (888) 4PTGLAB (1-888-478-4522) (toll free in USA), or 1(312) 455-8498 (outside USA)

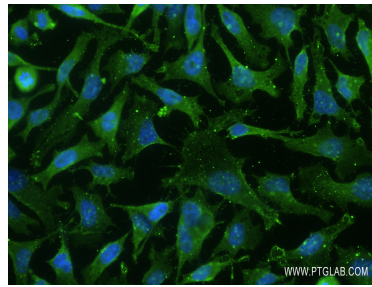
E: [proteintech@ptglab.com](mailto:proteintech@ptglab.com)  
W: [ptglab.com](http://ptglab.com)

This product is exclusively available under Proteintech Group brand and is not available to purchase from any other manufacturer.

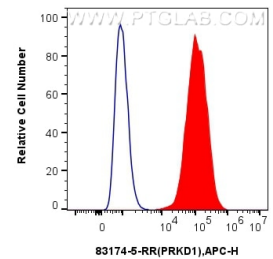
## Selected Validation Data



Immunofluorescent analysis of (-20°C Ethanol) fixed LNCaP cells using PRKD1 antibody (83174-5-RR, Clone: 230355D12 ) at dilution of 1:500 and CoraLite®488-Conjugated Goat Anti-Rabbit IgG(H+L) (SA00013-2). This data was developed using the same antibody clone with 83174-5-PBS in a different storage buffer formulation.



Immunofluorescent analysis of (4% PFA) fixed HeLa cells using PRKD1 antibody (83174-5-RR, Clone: 230355D12 ) at dilution of 1:100 and CoraLite®488-Conjugated AffiniPure Goat Anti-Rabbit IgG(H+L) (SA00013-2). This data was developed using the same antibody clone with 83174-5-PBS in a different storage buffer formulation.



$1 \times 10^6$  HeLa cells were intracellularly stained with 0.25 ug Prkd1 Recombinant Antibody (83174-5-RR, Clone:230355D12) and APC-Conjugated AffiniPure Goat Anti-Rabbit IgG(H+L)(red), or 0.25 ug Isotype Control (blue). Cells were fixed with 4% PFA and permeabilized with Flow Cytometry Perm Buffer (PF00011-C). This data was developed using the same antibody clone with 83174-5-PBS in a different storage buffer formulation.