

For Research Use Only

# TFAP4 Recombinant antibody, PBS Only



Catalog Number: 83196-4-PBS

## Basic Information

<b>Catalog Number:</b> 83196-4-PBS	<b>GenBank Accession Number:</b> BC010576	<b>Purification Method:</b> Protein A purification
<b>Size:</b> 100ug , Concentration: 1 mg/ml by Nanodrop;	<b>GeneID (NCBI):</b> 7023	<b>CloneNo.:</b> 240031D5
<b>Source:</b> Rabbit	<b>UNIPROT ID:</b> Q01664	
<b>Isotype:</b> IgG	<b>Full Name:</b> transcription factor AP-4 (activating enhancer binding protein 4)	
<b>Immunogen Catalog Number:</b> AG2633	<b>Calculated MW:</b> 338 aa, 39 kDa	

## Applications

**Tested Applications:**  
WB, IF, Indirect ELISA

**Species Specificity:**  
Human

## Storage

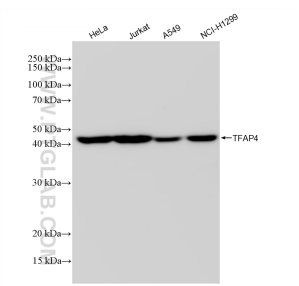
**Storage:**  
Store at -80°C.

**Storage Buffer:**  
PBS Only

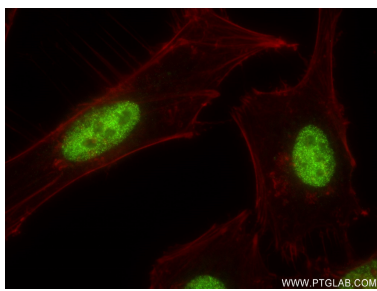
For technical support and original validation data for this product please contact:  
T: 1 (888) 4PTGLAB (1-888-478-4522) (toll free in USA), or 1(312) 455-8498 (outside USA)  
E: [proteintech@ptglab.com](mailto:proteintech@ptglab.com)  
W: [ptglab.com](http://ptglab.com)

This product is exclusively available under Proteintech Group brand and is not available to purchase from any other manufacturer.

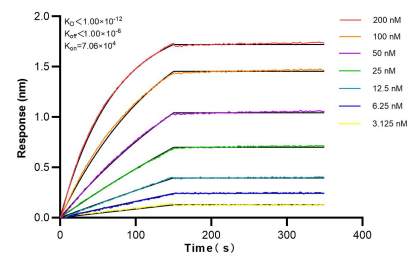
## Selected Validation Data



Various lysates were subjected to SDS PAGE followed by western blot with 83196-4-RR (TFAP4 antibody) at dilution of 1:10000 incubated at room temperature for 1.5 hours. This data was developed using the same antibody clone with 83196-4-PBS in a different storage buffer formulation.



Immunofluorescent analysis of (4% PFA) fixed HeLa cells using TFAP4 antibody (83196-4-RR, Clone: 240031D5) at dilution of 1:400 and CoraLite®488-Conjugated AffiniPure Goat Anti-Rabbit IgG(H+L) (SA00013-2), CL594-Phalloidin (red). This data was developed using the same antibody clone with 83196-4-PBS in a different storage buffer formulation.



Biolayer interferometry (BLI) kinetic assays of 83196-4-RR against Human TFAP4 were performed. The affinity constant is below 1 pM.