

For Research Use Only

# Shh Recombinant antibody

Catalog Number: 83280-1-RR



## Basic Information

Catalog Number:

83280-1-RR

Size:

100ul , Concentration: 1000 ug/ml by

Nanodrop;

Source:

Rabbit

Isotype:

IgG

GenBank Accession Number:

NM\_009170.3

GeneID (NCBI):

20423

UNIPROT ID:

Q62226

Full Name:

sonic hedgehog

Calculated MW:

48KD

Observed MW:

19-50 kDa

Purification Method:

Protein A purification

CloneNo.:

240057E7

Recommended Dilutions:

WB 1:5000-1:50000

IF/ICC 1:125-1:500

## Applications

Tested Applications:

WB, IF/ICC, ELISA

Species Specificity:

mouse, rat

Positive Controls:

WB : mouse liver tissue, rat liver tissue

IF/ICC : NIH/3T3 cells,

## Storage

Storage:

Store at -20°C. Stable for one year after shipment.

Storage Buffer:

PBS with 0.02% sodium azide and 50% glycerol pH 7.3.

Aliquoting is unnecessary for -20°C storage

\*\*\* 20ul sizes contain 0.1% BSA


For technical support and original validation data for this product please contact:

T: 1 (888) 4PTGLAB (1-888-478-4522) (toll free  
in USA), or 1(312) 455-8498 (outside USA)

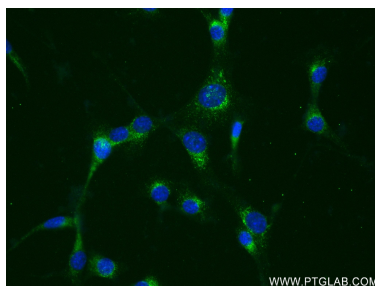
E: [proteintech@ptglab.com](mailto:proteintech@ptglab.com)  
W: [ptglab.com](http://ptglab.com)

This product is exclusively available under Proteintech Group brand and is not available to purchase from any other manufacturer.

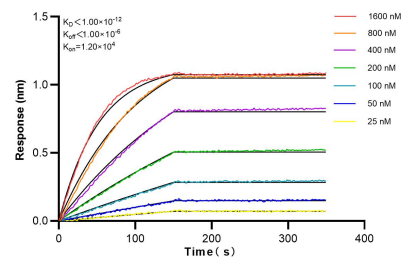
## Selected Validation Data



Various lysates were subjected to SDS PAGE followed by western blot with 83280-1-RR (SHH antibody) at dilution of 1:10000 incubated at room temperature for 1.5 hours.



Immunofluorescent analysis of (4% PFA) fixed NIH/3T3 cells using Shh antibody (83280-1-RR, Clone: 240057E7) at dilution of 1:250 and CoraLite®488-Conjugated Goat Anti-Rabbit IgG(H+L) (SA00013-2).



Biolayer interferometry (BLI) kinetic assays of 83280-1-RR against Mouse SHH were performed. The affinity constant is below 1 pM.