

For Research Use Only

Mouse CD163 Recombinant antibody, PBS Only (Capture/Detector)



Catalog Number: **83285-1-PBS**

Basic Information

Catalog Number: 83285-1-PBS	GenBank Accession Number: NM_053094.2	Purification Method: Protein A purification
Size: 100ug , Concentration: 1 mg/ml by Nanodrop;	GeneID (NCBI): 93671	CloneNo.: 240233F4
Source: Rabbit	UNIPROT ID: Q2VLH6-1	
Isotype: IgG	Full Name: CD163 antigen	
	Calculated MW: 121 kDa	

Applications

Tested Applications:
Cytometric bead array, Sandwich ELISA, Indirect ELISA, Sample test

Species Specificity:
mouse

Product Information

83285-1-PBS targets CD163 as part of a matched antibody pair:

MP00326-1: 83285-2-PBS capture and 83285-1-PBS detection (validated in Cytometric bead array)

MP00326-3: 83285-1-PBS capture and 83285-2-PBS detection (validated in Sandwich ELISA)

Unconjugated rabbit recombinant monoclonal antibody in PBS only (BSA and azide free) storage buffer at a concentration of 1 mg/mL, ready for conjugation. Created using Proteintech's proprietary in-house recombinant technology. Recombinant production enables unrivalled batch-to-batch consistency, easy scale-up, and future security of supply.

This conjugation ready format makes antibodies ideal for use in many applications including: ELISAs, multiplex assays requiring matched pairs, mass cytometry, and multiplex imaging applications. Antibody use should be optimized by the end user for each application and assay.

Background Information

CD163, also known as M130, is a membrane glycoprotein that belongs to the scavenger receptor superfamily (PMID: 8370408). It is an acute phase-regulated and signal-inducing macrophage protein expressed exclusively in monocytes and tissue macrophages (PMID: 11196644). CD163 mediates endocytosis of haptoglobin-haemoglobin complexes (PMID: 11196644). The uptake of haptoglobin by macrophages contributes to the recycling of iron and also to the inflammatory response (PMID: 22900885). Soluble CD163 (sCD163), as a result of ectodomain shedding during inflammatory activation of macrophages, circulates in blood and has been suggested as a plasma/serum marker for macrophage activity (PMID: 12570164).

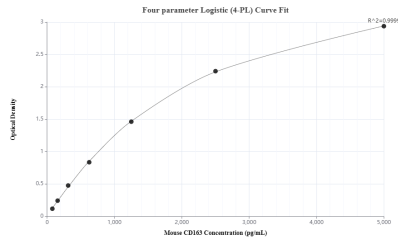
Storage

Storage:
Store at -80°C.
Storage Buffer:
PBS Only

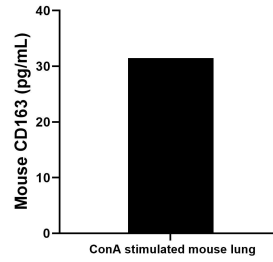
For technical support and original validation data for this product please contact:
T: 1 (888) 4PTGLAB (1-888-478-4522) (toll free in USA), or 1(312) 455-8498 (outside USA)
E: proteintech@ptglab.com
W: ptglab.com

This product is exclusively available under Proteintech Group brand and is not available to purchase from any other manufacturer.

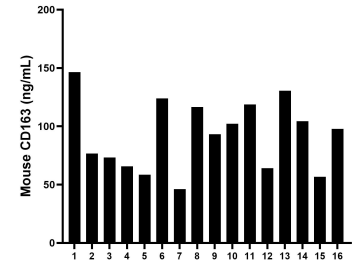
Selected Validation Data



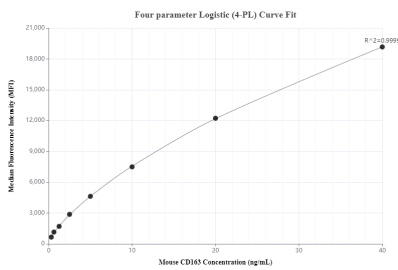
Sandwich ELISA standard curve of MP00326-3, mouse CD163 Recombinant Matched Antibody Pair - PBS only. 83285-1-PBS was coated to a plate as the capture antibody and incubated with serial dilutions of standard: Eg0794. 83285-2-PBS was HRP conjugated as the detection antibody. Range: 78.1-5000 pg/mL.



For the mouse lung supernatant cultured for 3 days, the mean mouse CD163 concentration was determined to be 154.4 pg/mL in ConA stimulated mouse lung supernatant.



Serum of sixteen mice was measured. The CD163 concentration of detected samples was determined to be 92.2 ng/mL with a range of 46.2-146.5 ng/mL.



Cytometric bead array standard curve of MP00326-1, MOUSE CD163 Recombinant Matched Antibody Pair, PBS Only. Capture antibody: 83285-2-PBS. Detection antibody: 83285-1-PBS. Standard: Eg0794. Range: 0.313-40ng/mL.