

For Research Use Only

MTHFR Recombinant antibody, PBS Only (Detector)

Catalog Number: 83372-4-PBS



Basic Information

Catalog Number: 83372-4-PBS	GenBank Accession Number: BC053509	Purification Method: Protein A purification
Size: 100ug , Concentration: 1 mg/ml by Nanodrop;	GeneID (NCBI): 4524	CloneNo.: 240348H7
Source: Rabbit	UNIPROT ID: P42898	
Isotype: IgG	Full Name: 5,10-methylenetetrahydrofolate reductase (NADPH)	
Immunogen Catalog Number: AG14970	Calculated MW: 656 aa, 75 kDa	

Applications

Tested Applications:
Cytometric bead array, Sandwich ELISA, Indirect ELISA, Sample test

Species Specificity:
human

Product Information

83372-4-PBS targets MTHFR as part of a matched antibody pair:

MP00372-1: 83372-5-PBS capture and 83372-4-PBS detection (validated in Cytometric bead array, Sandwich ELISA)

Unconjugated rabbit recombinant monoclonal antibody in PBS only (BSA and azide free) storage buffer at a concentration of 1 mg/mL, ready for conjugation. Created using Proteintech's proprietary in-house recombinant technology. Recombinant production enables unrivalled batch-to-batch consistency, easy scale-up, and future security of supply.

This conjugation ready format makes antibodies ideal for use in many applications including: ELISAs, multiplex assays requiring matched pairs, mass cytometry, and multiplex imaging applications. Antibody use should be optimized by the end user for each application and assay.

Storage

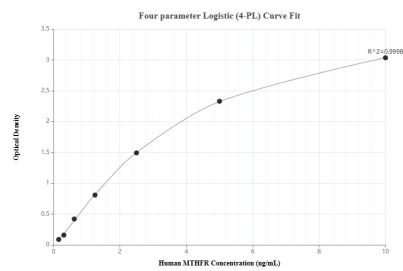
Storage:
Store at -80°C.

Storage Buffer:
PBS Only

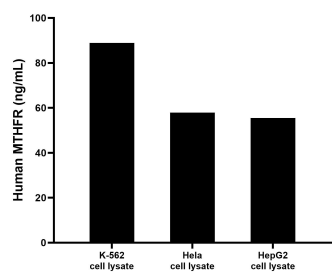
For technical support and original validation data for this product please contact:
T: 1 (888) 4PTGLAB (1-888-478-4522) (toll free in USA), or 1(312) 455-8498 (outside USA)
E: proteintech@ptglab.com
W: ptglab.com

This product is exclusively available under Proteintech Group brand and is not available to purchase from any other manufacturer.

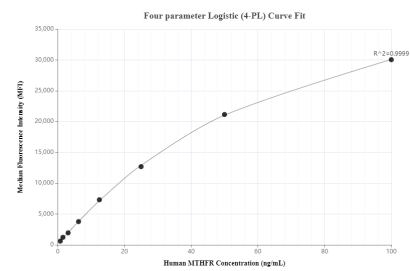
Selected Validation Data



Sandwich ELISA standard curve of MP00372-1, Human MTHFR Recombinant Matched Antibody Pair - PBS only. 83372-5-PBS was coated to a plate as the capture antibody and incubated with serial dilutions of standard Ag14970. 83372-4-PBS was HRP conjugated as the detection antibody. Range: 0.156-10 ng/mL



K-562, HeLa and HepG2 cell lysates were measured. The human MTHFR concentration of detected samples was determined to be 88.86 ng/mL (based on a 4.5 mg/mL extract load) in K-562 cell lysate, 57.89 ng/mL (based on a 3.2 mg/mL extract load) in HeLa cell lysate and 55.55 ng/mL (based on a 5 mg/mL extract load) in HepG2 cell lysate.



Cytometric bead array standard curve of MP00372-1, MTHFR Recombinant Matched Antibody Pair, PBS Only. Capture antibody: 83372-5-PBS. Detection antibody: 83372-4-PBS. Standard: Ag14970. Range: 0.78-100 ng/mL