

For Research Use Only

FEZ2 Recombinant antibody, PBS Only

Catalog Number: 83407-7-PBS



Basic Information

Catalog Number:

83407-7-PBS

Size:

100ug, Concentration: 1 mg/ml by Nanodrop;

Source:

Rabbit

Isotype:

IgG

Immunogen Catalog Number:

AG15370

GenBank Accession Number:

BC110386

GeneID (NCBI):

9637

UNIPROT ID:

Q9UHY8

Full Name:

fasciculation and elongation protein zeta 2 (zygin II)

Calculated MW:

353 aa, 40 kDa

Observed MW:

~50 kDa

Purification Method:

Protein A purification

CloneNo.:

240248B10

Applications

Tested Applications:

WB, IHC, FC (Intra), ELISA

Species Specificity:

human

Background Information

FEZ2 is an ortholog of the *C. elegans* unc-76 gene, which is necessary for normal axonal bundling and elongation within axon bundles.

Storage

Storage:

Store at -80°C.

Storage Buffer:

PBS Only

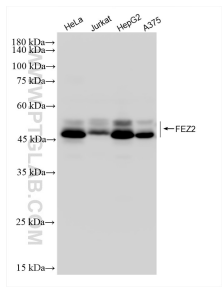
For technical support and original validation data for this product please contact:

T: 1 (888) 4PTGLAB (1-888-478-4522) (toll free in USA), or 1(312) 455-8498 (outside USA)

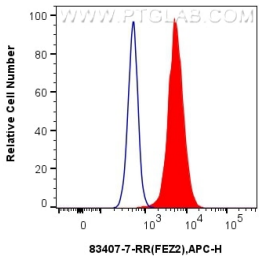
E: proteintech@ptglab.com
W: ptglab.com

This product is exclusively available under Proteintech Group brand and is not available to purchase from any other manufacturer.

Selected Validation Data

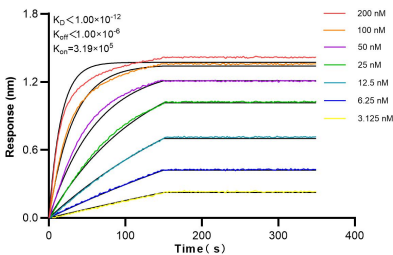


Immunohistochemical analysis of paraffin-embedded human ovary cancer tissue slide using 83407-7-RR (FEZ2 antibody) at dilution of 1:200 (under 20x lens). Heat mediated antigen retrieval with Tris-EDTA buffer (pH 9.0). This data was developed using the same antibody clone with 83407-7-PBS in a different storage buffer formulation.



Various lysates were subjected to SDS PAGE followed by western blot with 83407-7-RR (FEZ2 antibody) at dilution of 1:10000 incubated at room temperature for 1.5 hours. This data was developed using the same antibody clone with 83407-7-PBS in a different storage buffer formulation.

1x10⁶ A431 cells were intracellularly stained with 0.25 ug Fez2 Recombinant Antibody (83407-7-RR, Clone:240248B10) and APC-Conjugated AffiniPure Goat Anti-Rabbit IgG(H+L)(red), or 0.25 ug Isotype Control (blue). Cells were fixed with 4% PFA and permeabilized with Flow Cytometry Perm Buffer (PF00011-C). This data was developed using the same antibody clone with 83407-7-PBS in a different storage buffer formulation.



Biolayer interferometry (BLI) kinetic assays of 83407-7-RR against Human FEZ2 were performed. The affinity constant is below 1 nM.