

For Research Use Only

Mouse CD5 Recombinant antibody, PBS Only (Capture)

Catalog Number: 83451-1-PBS



Basic Information

Catalog Number: 83451-1-PBS	GenBank Accession Number: NM_007650.3	Purification Method: Protein A purification
Size: 100ug , Concentration: 1 mg/ml by Nanodrop;	GeneID (NCBI): 12507	CloneNo.: 240244C4
Source: Rabbit	UNIPROT ID: P13379	
Isotype: IgG	Full Name: CD5 antigen	
Immunogen Catalog Number: EG0899	Calculated MW: 54 kDa	

Applications

Tested Applications:
Cytometric bead array, Sandwich ELISA, Indirect ELISA, Sample test

Species Specificity:
mouse

Product Information

83451-1-PBS targets CD5 as part of a matched antibody pair:

MP00448-1: 83451-1-PBS capture and 83451-3-PBS detection (validated in Cytometric bead array)

MP00448-2: 83451-1-PBS capture and 83451-2-PBS detection (validated in Cytometric bead array, Sandwich ELISA)

Unconjugated rabbit recombinant monoclonal antibody in PBS only (BSA and azide free) storage buffer at a concentration of 1 mg/mL, ready for conjugation. Created using Proteintech's proprietary in-house recombinant technology. Recombinant production enables unrivalled batch-to-batch consistency, easy scale-up, and future security of supply.

This conjugation ready format makes antibodies ideal for use in many applications including: ELISAs, multiplex assays requiring matched pairs, mass cytometry, and multiplex imaging applications. Antibody use should be optimized by the end user for each application and assay.

Background Information

CD5 is a type I transmembrane glycoprotein of the scavenger receptor cysteine-rich family (PMID: 12403363). CD5 is expressed on a majority of thymocytes, mature T cells, B cell subsets, and peripheral blood dendritic cells (PMID: 9858516; 6156984; 10379049; 1384337). CD5 may act as a receptor in regulating T-cell proliferation. It functions as a negative regulator of TCR signaling during thymocyte development (PMID: 7542801).

Storage

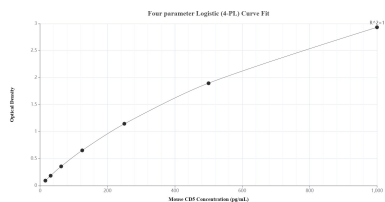
Storage:
Store at -80°C.

Storage Buffer:
PBS only, pH7.3

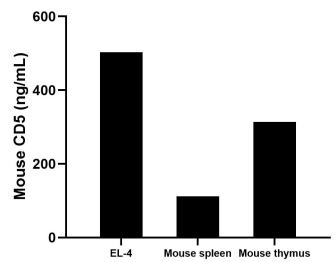
For technical support and original validation data for this product please contact:
T: 1 (888) 4PTGLAB (1-888-478-4522) (toll free in USA), or 1(312) 455-8498 (outside USA)
E: proteintech@ptglab.com
W: ptglab.com

This product is exclusively available under Proteintech Group brand and is not available to purchase from any other manufacturer.

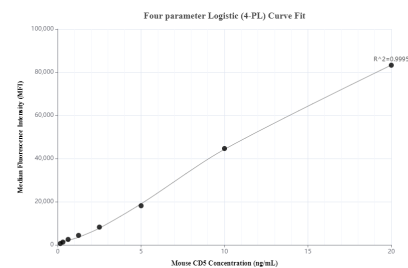
Selected Validation Data



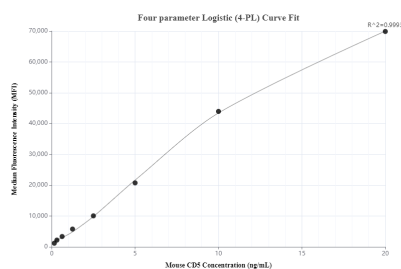
Sandwich ELISA standard curve of MP00448-2, Mouse CD5 Recombinant Matched Antibody Pair - PBS only. 83451-1-PBS was coated to a plate as the capture antibody and incubated with serial dilutions of standard Eg0899. 83451-2-PBS was HRP conjugated as the detection antibody. Range: 15.6-1000 pg/mL.



The mean CD5 concentration was determined to be 502.9 ng/mL in EL-4 cell extract based on a 5.2 mg/mL extract load, 111.7 ng/mL in mouse spleen tissue extract based on a 4.8 mg/mL extract load and 314.2 ng/mL in mouse thymus tissue extract based on a 6 mg/mL extract load.



Cytometric bead array standard curve of MP00448-1, MOUSE CD5 Recombinant Matched Antibody Pair, PBS Only. Capture antibody: 83451-1-PBS. Detection antibody: 83451-3-PBS. Standard: Eg0899. Range: 0.156-20 ng/mL.



Cytometric bead array standard curve of MP00448-2, MOUSE CD5 Recombinant Matched Antibody Pair, PBS Only. Capture antibody: 83451-1-PBS. Detection antibody: 83451-2-PBS. Standard: Eg0899. Range: 0.156-20 ng/mL.