

For Research Use Only

GSDME Recombinant antibody, PBS Only (Capture)

Catalog Number: 83454-1-PBS



Basic Information

Catalog Number: 83454-1-PBS	GenBank Accession Number: BC019689	Purification Method: Protein A purification
Size: 100ug , Concentration: 1 mg/ml by Nanodrop;	GeneID (NCBI): 1687	CloneNo.: 24039483
Source: Rabbit	UNIPROT ID: O60443	
Isotype: IgG	Full Name: deafness, autosomal dominant 5	
Immunogen Catalog Number: AG3746	Calculated MW: 496 aa, 55 kDa	

Applications

Tested Applications:
Cytometric bead array, Sandwich ELISA, Indirect ELISA, Sample test

Species Specificity:
human

Product Information

83454-1-PBS targets GSDME as part of a matched antibody pair:

MP00455-2: 83454-1-PBS capture and 83454-4-PBS detection (validated in Cytometric bead array, Sandwich ELISA)

Unconjugated rabbit recombinant monoclonal antibody in PBS only (BSA and azide free) storage buffer at a concentration of 1 mg/mL, ready for conjugation. Created using Proteintech's proprietary in-house recombinant technology. Recombinant production enables unrivalled batch-to-batch consistency, easy scale-up, and future security of supply.

This conjugation ready format makes antibodies ideal for use in many applications including: ELISAs, multiplex assays requiring matched pairs, mass cytometry, and multiplex imaging applications. Antibody use should be optimized by the end user for each application and assay.

Storage

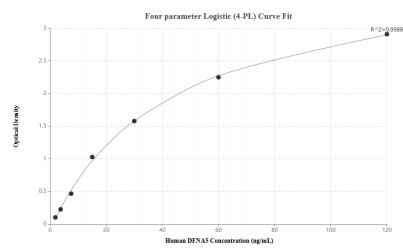
Storage:
Store at -80°C.

Storage Buffer:
PBS Only

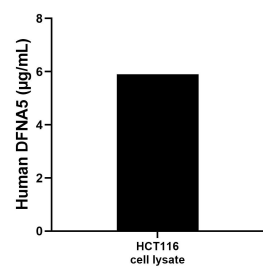
For technical support and original validation data for this product please contact:
T: 1 (888) 4PTGLAB (1-888-478-4522) (toll free in USA), or 1(312) 455-8498 (outside USA)
E: proteintech@ptglab.com
W: ptglab.com

This product is exclusively available under Proteintech Group brand and is not available to purchase from any other manufacturer.

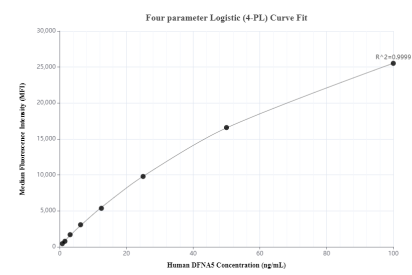
Selected Validation Data



Sandwich ELISA standard curve of MP00455-2, Human DFNA5 Recombinant Matched Antibody Pair - PBS only. 83454-1-PBS was coated to a plate as the capture antibody and incubated with serial dilutions of standard Ag3746. 83454-4-PBS was HRP conjugated as the detection antibody. Range: 1.88-120 ng/mL



HCT116 cell lysate was measured. The human DFNA5 concentration of detected samples was determined to be 5.90 µg/mL (based on a 4.3 mg/mL extract load).



Cytometric bead array standard curve of MP00455-2, DFNA5 Recombinant Matched Antibody Pair, PBS Only. Capture antibody: 83454-1-PBS. Detection antibody: 83454-4-PBS. Standard: Ag3746. Range: 0.78-100 ng/mL