

For Research Use Only

# Cryptochrome 1 Recombinant antibody, PBS Only (Detector)

Catalog Number: 83602-1-PBS



## Basic Information

<b>Catalog Number:</b> 83602-1-PBS	<b>GenBank Accession Number:</b> BC030519	<b>Purification Method:</b> Protein A purification
<b>Size:</b> 100ug , Concentration: 1 mg/ml by Nanodrop;	<b>GeneID (NCBI):</b> 1407	<b>CloneNo.:</b> 240520A12
<b>Source:</b> Rabbit	<b>UNIPROT ID:</b> Q16526	
<b>Isotype:</b> IgG	<b>Full Name:</b> cryptochrome 1 (photolyase-like)	
<b>Immunogen Catalog Number:</b> AG4270	<b>Calculated MW:</b> 586 aa, 66 kDa	

## Applications

**Tested Applications:**  
Cytometric bead array, Sandwich ELISA, Indirect ELISA, Sample test

**Species Specificity:**  
human

## Product Information

83602-1-PBS targets Cryptochrome 1 as part of a matched antibody pair:

MP00603-3: 83602-3-PBS capture and 83602-1-PBS detection (validated in Cytometric bead array, Sandwich ELISA)

Unconjugated rabbit recombinant monoclonal antibody in PBS only (BSA and azide free) storage buffer at a concentration of 1 mg/mL, ready for conjugation. Created using Proteintech's proprietary in-house recombinant technology. Recombinant production enables unrivalled batch-to-batch consistency, easy scale-up, and future security of supply.

This conjugation ready format makes antibodies ideal for use in many applications including: ELISAs, multiplex assays requiring matched pairs, mass cytometry, and multiplex imaging applications. Antibody use should be optimized by the end user for each application and assay.

## Storage

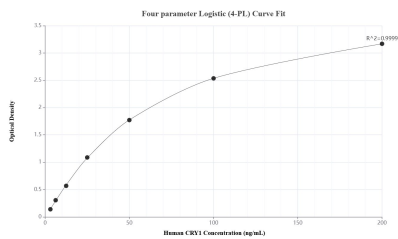
**Storage:**  
Store at -80°C.

**Storage Buffer:**  
PBS Only

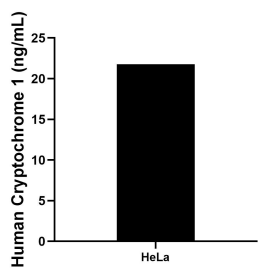
For technical support and original validation data for this product please contact:  
T: 1 (888) 4PTGLAB (1-888-478-4522) (toll free in USA), or 1(312) 455-8498 (outside USA)  
E: [proteintech@ptglab.com](mailto:proteintech@ptglab.com)  
W: [ptglab.com](http://ptglab.com)

This product is exclusively available under Proteintech Group brand and is not available to purchase from any other manufacturer.

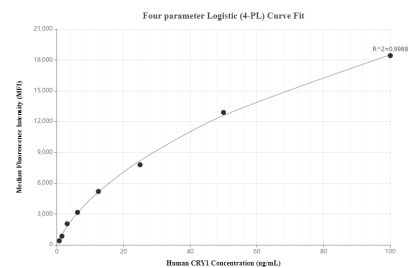
## Selected Validation Data



Sandwich ELISA standard curve of MP00603-3, Human Cryptochrome 1 Recombinant Matched Antibody Pair - PBS only. 83602-3-PBS was coated to a plate as the capture antibody and incubated with serial dilutions of standard Ag4270. 83602-1-PBS was HRP conjugated as the detection antibody. Range: 3.13-200 ng/mL



The mean Cryptochrome 1 concentration was determined to be 21.76 ng/mL in HeLa cell extract based on a 1.20 mg/mL extract load.



Cytometric bead array standard curve of MP00603-3, CRY1 Recombinant Matched Antibody Pair, PBS Only. Capture antibody: 83602-3-PBS. Detection antibody: 83602-1-PBS. Standard: Ag4270. Range: 0.781-100 ng/mL