

For Research Use Only

Rat Leptin Recombinant antibody, PBS Only (Capture/Detector)

Catalog Number: 83655-1-PBS



Basic Information

Catalog Number: 83655-1-PBS	GenBank Accession Number: NM_013076.3	Purification Method: Protein A purification
Size: 100ug , Concentration: 1 mg/ml by Nanodrop;	GeneID (NCBI): 25608	CloneNo.: 240368A3
Source: Rabbit	UNIPROT ID: P50596	
Isotype: IgG	Full Name: leptin	
	Calculated MW: 19 kDa	

Applications

Tested Applications:
Cytometric bead array, Sandwich ELISA, Indirect ELISA, Sample test

Species Specificity:
rat

Product Information

83655-1-PBS targets Leptin as part of a matched antibody pair:

MP00639-1: 83655-2-PBS capture and 83655-1-PBS detection (validated in Cytometric bead array)

MP00639-2: 83655-1-PBS capture and 83655-2-PBS detection (validated in Sandwich ELISA)

Unconjugated rabbit recombinant monoclonal antibody in PBS only (BSA and azide free) storage buffer at a concentration of 1 mg/mL, ready for conjugation. Created using Proteintech's proprietary in-house recombinant technology. Recombinant production enables unrivalled batch-to-batch consistency, easy scale-up, and future security of supply.

This conjugation ready format makes antibodies ideal for use in many applications including: ELISAs, multiplex assays requiring matched pairs, mass cytometry, and multiplex imaging applications. Antibody use should be optimized by the end user for each application and assay.

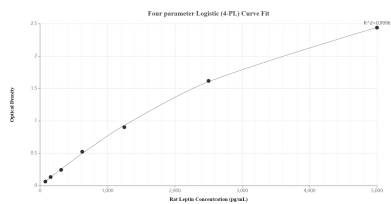
Storage

Storage:
Store at -80°C.
Storage Buffer:
PBS Only

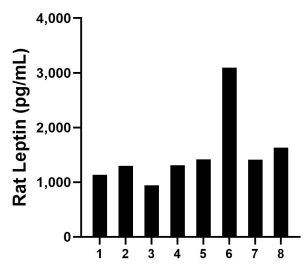
For technical support and original validation data for this product please contact:
T: 1 (888) 4PTGLAB (1-888-478-4522) (toll free in USA), or 1(312) 455-8498 (outside USA)
E: proteintech@ptglab.com
W: ptglab.com

This product is exclusively available under Proteintech Group brand and is not available to purchase from any other manufacturer.

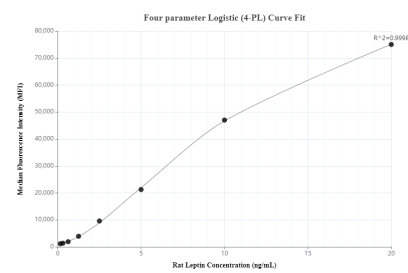
Selected Validation Data



Sandwich ELISA standard curve of MP00639-2, Rat Leptin Recombinant Matched Antibody Pair - PBS only. 83655-1-PBS was coated to a plate as the capture antibody and incubated with serial dilutions of standard Eg0892. 83655-2-PBS was HRP conjugated as the detection antibody. Range: 78.1-5000 pg/mL



Serum of eight rats was measured. The Leptin concentration of detected samples was determined to be 1,530.4 pg/mL with a range of 943.6 - 3,095.9 pg/mL



Cytometric bead array standard curve of MP00639-1, RAT Leptin Recombinant Matched Antibody Pair, PBS Only. Capture antibody: 83655-2-PBS. Detection antibody: 83655-1-PBS. Standard: Eg0892. Range: 0.156-20 ng/mL