

For Research Use Only

TMEM59 Recombinant antibody

Catalog Number: 83656-3-RR



Basic Information

Catalog Number:

83656-3-RR

Size:

100ul, Concentration: 1000 ug/ml by Nanodrop;

Source:

Rabbit

Isotype:

IgG

Immunogen Catalog Number:

AG1968

GenBank Accession Number:

BC016374

GeneID (NCBI):

9528

UNIPROT ID:

Q9BXS4

Full Name:

transmembrane protein 59

Calculated MW:

36 kDa

Purification Method:

Protein A purification

CloneNo.:

240457A1

Recommended Dilutions:

IF/ICC 1:125-1:500

Applications

Tested Applications:

IF/ICC, FC (Intra), ELISA

Species Specificity:

human

Positive Controls:

IF/ICC : HepG2 cells,

Background Information

TMEM59 is a regulator of autophagy in response to bacterial infection. Overexpression of this protein has been found to promote apoptosis in a glioma cell line. Alternative splicing of TMEM59 results in multiple transcript variants.

Storage

Storage:

Store at -20°C. Stable for one year after shipment.

Storage Buffer:

PBS with 0.02% sodium azide and 50% glycerol pH 7.3.

Aliquoting is unnecessary for -20°C storage

*** 20ul sizes contain 0.1% BSA

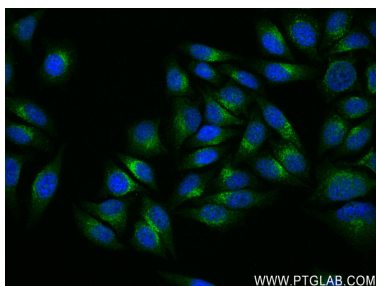
For technical support and original validation data for this product please contact:

T: 1 (888) 4PTGLAB (1-888-478-4522) (toll free in USA), or 1(312) 455-8498 (outside USA)

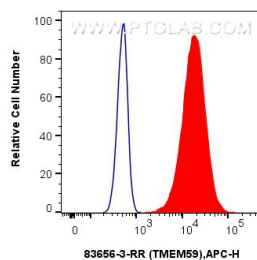
E: proteintech@ptglab.com
W: ptglab.com

This product is exclusively available under Proteintech Group brand and is not available to purchase from any other manufacturer.

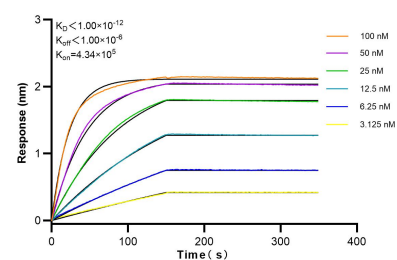
Selected Validation Data



Immunofluorescent analysis of (-20°C Ethanol) fixed HepG2 cells using TMEM59 antibody (83656-3-RR, Clone: 240457A1) at dilution of 1:250 and CoraLite®488-Conjugated Goat Anti-Rabbit IgG(H+L) (SA00013-2).



1x10⁶ HepG2 cells were intracellularly stained with 0.25 ug TMEM59 Recombinant antibody (83656-3-RR, Clone:240457A1) and APC-Conjugated Goat Anti-Rabbit IgG(H+L)(red), or 0.25 ug Isotype Control (blue). Cells were fixed with 4% PFA and permeabilized with Flow Cytometry Perm Buffer (PF00011-C).



Biolayer interferometry (BLI) kinetic assays of 83656-3-RR against Human TMEM59 were performed. The affinity constant is below 1 pM.