

For Research Use Only

Rat ICAM-1/CD54 Recombinant antibody, PBS Only (Capture)

Catalog Number: 83696-4-PBS



Basic Information

Catalog Number: 83696-4-PBS	GenBank Accession Number: NM_012967.1	Purification Method: Protein A purification
Size: 100ug , Concentration: 1 mg/ml by Nanodrop;	GeneID (NCBI): 25464	CloneNo.: 240725E10
Source: Rabbit	UNIPROT ID: Q00238	
Isotype: IgG	Full Name: intercellular adhesion molecule 1	
	Calculated MW: 60 kDa	

Applications

Tested Applications:
Cytometric bead array, Sandwich ELISA, Indirect ELISA, Sample test

Species Specificity:
rat

Product Information

83696-4-PBS targets ICAM-1/CD54 as part of a matched antibody pair:

MP00678-2: 83696-4-PBS capture and 83696-2-PBS detection (validated in Cytometric bead array, Sandwich ELISA)

Unconjugated rabbit recombinant monoclonal antibody in PBS only (BSA and azide free) storage buffer at a concentration of 1 mg/mL, ready for conjugation. Created using Proteintech's proprietary in-house recombinant technology. Recombinant production enables unrivalled batch-to-batch consistency, easy scale-up, and future security of supply.

This conjugation ready format makes antibodies ideal for use in many applications including: ELISAs, multiplex assays requiring matched pairs, mass cytometry, and multiplex imaging applications. Antibody use should be optimized by the end user for each application and assay.

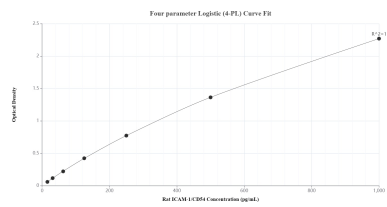
Storage

Storage:
Store at -80°C.
Storage Buffer:
PBS Only

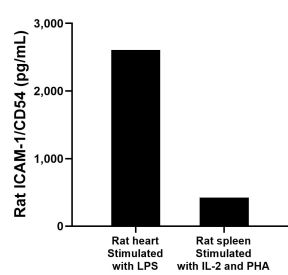
For technical support and original validation data for this product please contact:
T: 1 (888) 4PTGLAB (1-888-478-4522) (toll free in USA), or 1(312) 455-8498 (outside USA)
E: proteintech@ptglab.com
W: ptglab.com

This product is exclusively available under Proteintech Group brand and is not available to purchase from any other manufacturer.

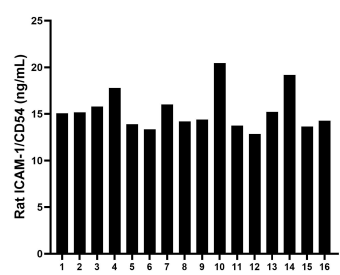
Selected Validation Data



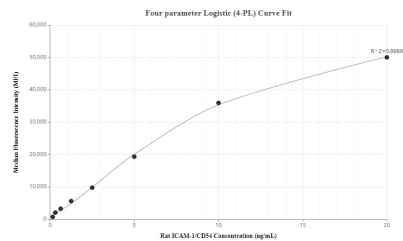
Sandwich ELISA standard curve of MP00678-2, Rat ICAM-1/CD54 Recombinant Matched Antibody Pair - PBS only. 83696-4-PBS was coated to a plate as the capture antibody and incubated with serial dilutions of standard Eg1025. 83696-2-PBS was HRP conjugated as the detection antibody. Range: 15.6-1000 pg/mL



Rat heart conditioned media (1 heart, 1-2 mm pieces) was cultured for 4 days in 30 mL of RPMI supplemented with 10% fetal bovine serum and stimulated with 2.5 ng/mL LPS. The mean ICAM-1/CD54 concentration was determined to be 2,606.5 pg/mL in stimulated heart supernatant. Spleens from rats were removed, rinsed in PBS, and kept on ice. The tissue was homogenized using a tissue homogenizer and seeded into media containing DMEM



Serum of sixteen rats was measured. The ICAM-1/CD54 concentration of detected samples was determined to be 15.3 ng/mL with a range of 12.9 - 20.5 ng/mL



Cytometric bead array standard curve of MP00678-2, RAT ICAM-1/CD54 Recombinant Matched Antibody Pair, PBS Only. Capture antibody: 83696-4-PBS. Detection antibody: 83696-2-PBS. Standard: Eg1025. Range: 0.156-20 ng/mL