

For Research Use Only

Rat Albumin Recombinant antibody, PBS Only (Detector)

Catalog Number: 83697-4-PBS



Basic Information

Catalog Number: 83697-4-PBS	GenBank Accession Number: GeneID (NCBI): 24186	Purification Method: Protein A purification
Size: 100ug , Concentration: 1 mg/ml by Nanodrop;	UNIPROT ID: P02770	CloneNo.: 240745E4
Source: Rabbit	Full Name: albumin	
Isotype: IgG	Calculated MW: 69 kDa	
Immunogen Catalog Number: EG0935		

Applications

Tested Applications:
Cytometric bead array, Sandwich ELISA, Indirect ELISA, Sample test

Species Specificity:
rat

Product Information

83697-4-PBS targets Albumin as part of a matched antibody pair:

MP00652-1: 83697-2-PBS capture and 83697-4-PBS detection (validated in Cytometric bead array)

MP00652-4: 83697-3-PBS capture and 83697-4-PBS detection (validated in Sandwich ELISA)

Unconjugated rabbit recombinant monoclonal antibody in PBS only (BSA and azide free) storage buffer at a concentration of 1 mg/mL, ready for conjugation. Created using Proteintech's proprietary in-house recombinant technology. Recombinant production enables unrivalled batch-to-batch consistency, easy scale-up, and future security of supply.

This conjugation ready format makes antibodies ideal for use in many applications including: ELISAs, multiplex assays requiring matched pairs, mass cytometry, and multiplex imaging applications. Antibody use should be optimized by the end user for each application and assay.

Storage

Storage:
Store at -80°C.
Storage Buffer:
PBS only, pH7.3

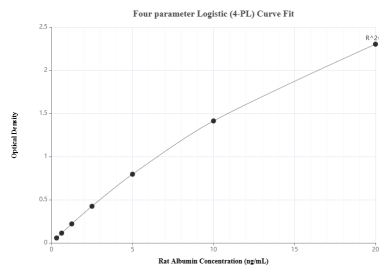
For technical support and original validation data for this product please contact:

T: 1 (888) 4PTGLAB (1-888-478-4522) (toll free in USA), or 1(312) 455-8498 (outside USA)

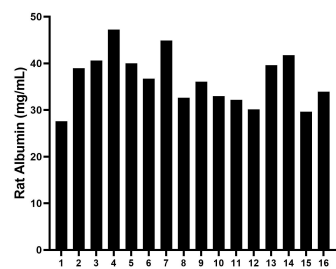
E: proteintech@ptglab.com
W: ptglab.com

This product is exclusively available under Proteintech Group brand and is not available to purchase from any other manufacturer.

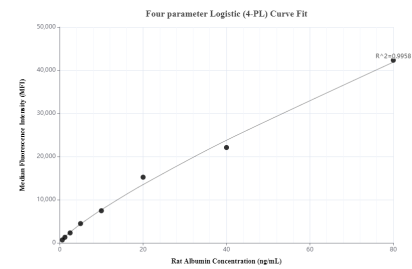
Selected Validation Data



Sandwich ELISA standard curve of MP00652-4, Rat Albumin Recombinant Matched Antibody Pair - PBS only. 83697-3-PBS was coated to a plate as the capture antibody and incubated with serial dilutions of standard Eg0935. 83697-4-PBS was HRP conjugated as the detection antibody. Range: 0.31-20 ng/mL



Serum of sixteen rats was measured. The Albumin concentration of detected samples was determined to be 36.6 mg/mL with a range of 27.6 - 47.2 mg/mL



Cytometric bead array standard curve of MP00652-1, RAT Albumin Recombinant Matched Antibody Pair, PBS Only. Capture antibody: 83697-2-PBS. Detection antibody: 83697-4-PBS. Standard: Eg0935. Range: 0.625-80 ng/mL