

For Research Use Only

TNFSF15 Recombinant monoclonal antibody, PBS Only (Detector)

Catalog Number: 83700-4-PBS



Basic Information

Catalog Number: 83700-4-PBS	GenBank Accession Number: BC074941	Purification Method: Protein A purification
Size: 100ug , Concentration: 1 mg/ml by Nanodrop;	GeneID (NCBI): 9966	CloneNo.: 251018F8
Source: Rabbit	UNIPROT ID: O95150	
Isotype: IgG	Full Name: tumor necrosis factor (ligand) superfamily, member 15	
Immunogen Catalog Number: EG32092	Calculated MW: 28 kDa	

Applications

Tested Applications:
Sandwich ELISA, Indirect ELISA, Sample test

Species Specificity:
human

Product Information

83700-4-PBS targets TNFSF15 as part of a matched antibody pair:

MP00659-2: 83700-5-PBS capture and 83700-4-PBS detection (validated in Sandwich ELISA)

Unconjugated rabbit recombinant monoclonal antibody in PBS only (BSA and azide free) storage buffer at a concentration of 1 mg/mL, ready for conjugation. Created using Proteintech's proprietary in-house recombinant technology. Recombinant production enables unrivalled batch-to-batch consistency, easy scale-up, and future security of supply.

This conjugation ready format makes antibodies ideal for use in many applications including: ELISAs, multiplex assays requiring matched pairs, mass cytometry, and multiplex imaging applications. Antibody use should be optimized by the end user for each application and assay.

Storage

Storage:
Store at -80°C.

Storage Buffer:
PBS only, pH7.3

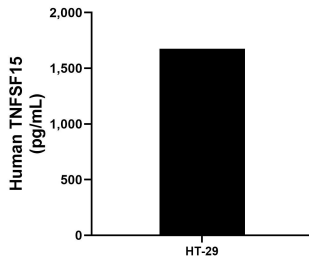
For technical support and original validation data for this product please contact:

T: 1 (888) 4PTGLAB (1-888-478-4522) (toll free in USA), or 1(312) 455-8498 (outside USA)

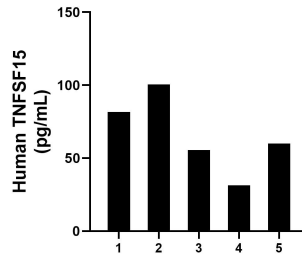
E: proteintech@ptglab.com
W: ptglab.com

This product is exclusively available under Proteintech Group brand and is not available to purchase from any other manufacturer.

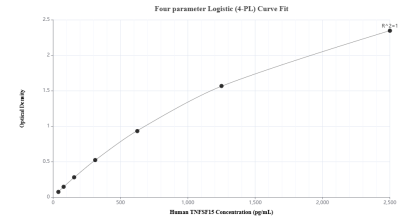
Selected Validation Data



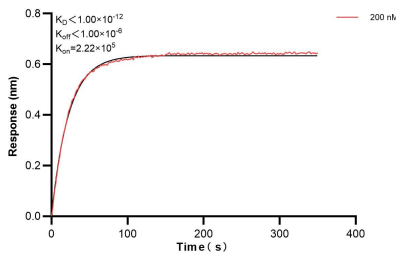
HT-29 human colon carcinoma cells were cultured in RPMI-1640 supplemented with 10% fetal bovine serum, 100 U/mL penicillin and 100 µg/mL streptomycin sulfate. An aliquot of the culture supernates were removed, assayed for human TNFSF15, and measured 1,674.8 pg/mL.



Plasma of five individual healthy human donors was measured. The human TNFSF15 concentration of detected samples was determined to be 65.8 pg/mL with a range of 31.3-100.4 pg/mL.



Sandwich ELISA standard curve of MP00659-2, Human TNFSF15 Recombinant Matched Antibody Pair - PBS only. 83700-5-PBS was coated to a plate as the capture antibody and incubated with serial dilutions of standard Eg32092. 83700-4-PBS was HRP conjugated as the detection antibody. Range: 39.1-2500 pg/mL.



Biolayer interferometry (BLI) kinetic assays of 83700-4-PBS against Human TNFSF15 were performed. The affinity constant is below 1 pM.