

For Research Use Only

MICA Recombinant antibody, PBS Only (Capture/Detector)

Catalog Number: 83725-1-PBS



Basic Information

Catalog Number: 83725-1-PBS	GenBank Accession Number: AAH16929.1	Purification Method: Protein A purification
Size: 100ug , Concentration: 1 mg/ml by Nanodrop;	GeneID (NCBI): 100507436	CloneNo.: 240735D5
Source: Rabbit	Full Name: MHC class I polypeptide-related sequence A	
Isotype: IgG	Calculated MW: 43 kDa	

Applications

Tested Applications:
Cytometric bead array, Sandwich ELISA, Indirect ELISA, Sample test

Species Specificity:
human

Product Information

83725-1-PBS targets MICA as part of a matched antibody pair:

MP00686-1: 83725-3-PBS capture and 83725-1-PBS detection (validated in Cytometric bead array, Sandwich ELISA)

MP00686-3: 83725-1-PBS capture and 83725-2-PBS detection (validated in Cytometric bead array)

Unconjugated rabbit recombinant monoclonal antibody in PBS only (BSA and azide free) storage buffer at a concentration of 1 mg/mL, ready for conjugation. Created using Proteintech's proprietary in-house recombinant technology. Recombinant production enables unrivalled batch-to-batch consistency, easy scale-up, and future security of supply.

This conjugation ready format makes antibodies ideal for use in many applications including: ELISAs, multiplex assays requiring matched pairs, mass cytometry, and multiplex imaging applications. Antibody use should be optimized by the end user for each application and assay.

Storage

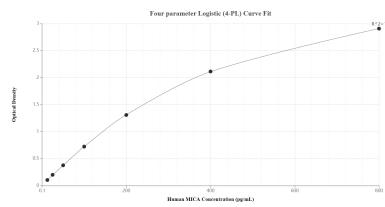
Storage:
Store at -80°C.

Storage Buffer:
PBS Only

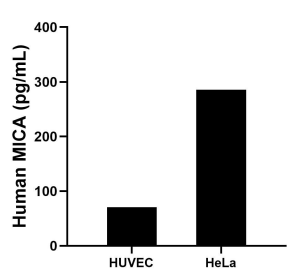
For technical support and original validation data for this product please contact:
T: 1 (888) 4PTGLAB (1-888-478-4522) (toll free in USA), or 1(312) 455-8498 (outside USA)
E: proteintech@ptglab.com
W: ptglab.com

This product is exclusively available under Proteintech Group brand and is not available to purchase from any other manufacturer.

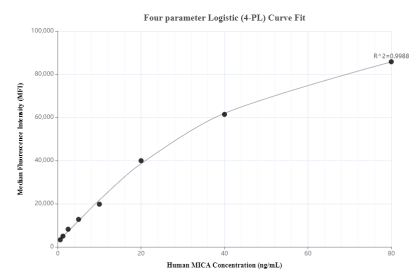
Selected Validation Data



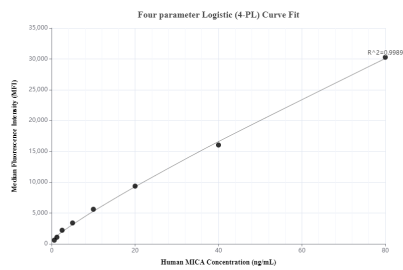
Sandwich ELISA standard curve of MP00686-1, Human MICA Recombinant Matched Antibody Pair - PBS only. 83725-3-PBS was coated to a plate as the capture antibody and incubated with serial dilutions of standard Eg1176. 83725-1-PBS was HRP conjugated as the detection antibody. Range: 12.5-800 pg/mL



HUVEC cells were cultured in DMEM supplemented with 10% fetal bovine serum, 2.5 mM L-glutamine, 100 U/mL penicillin, and 100 µg/mL streptomycin sulfate. An aliquot of the cell culture supernate was removed, assayed for human MICA, and measured 70.4 pg/mL. HeLa cells were cultured in DMEM supplemented with 10% fetal bovine serum, 2.5 mM L-glutamine, 100 U/mL penicillin, and 100 µg/mL streptomycin sulfate. An



Cytometric bead array standard curve of MP00686-1, MICA Recombinant Matched Antibody Pair, PBS Only. Capture antibody: 83725-3-PBS. Detection antibody: 83725-1-PBS. Standard: Eg1176. Range: 0.625-80 ng/mL



Cytometric bead array standard curve of MP00686-3, MICA Recombinant Matched Antibody Pair, PBS Only. Capture antibody: 83725-1-PBS. Detection antibody: 83725-2-PBS. Standard: Eg1176. Range: 0.625-80 ng/mL