

For Research Use Only

# Decorin Recombinant antibody, PBS Only (Capture/Detector)

Catalog Number: 83753-2-PBS



## Basic Information

<b>Catalog Number:</b> 83753-2-PBS	<b>GenBank Accession Number:</b> BC005322	<b>Purification Method:</b> Protein A purification
<b>Size:</b> 100ug , Concentration: 1 mg/ml by Nanodrop;	<b>GeneID (NCBI):</b> 1634	<b>CloneNo.:</b> 240781G9
<b>Source:</b> Rabbit	<b>UNIPROT ID:</b> P07585	
<b>Isotype:</b> IgG	<b>Full Name:</b> decorin	
<b>Immunogen Catalog Number:</b> AG6275	<b>Calculated MW:</b> 359 aa, 40 kDa	

## Applications

**Tested Applications:**  
Cytometric bead array, Sandwich ELISA, Indirect ELISA, Sample test

**Species Specificity:**  
human

## Product Information

83753-2-PBS targets Decorin as part of a matched antibody pair:

MP00719-1: 83753-2-PBS capture and 83753-3-PBS detection (validated in Cytometric bead array)

MP00719-2: 83753-1-PBS capture and 83753-2-PBS detection (validated in Cytometric bead array)

MP00719-3: 83753-5-PBS capture and 83753-2-PBS detection (validated in Sandwich ELISA)

Unconjugated rabbit recombinant monoclonal antibody in PBS only (BSA and azide free) storage buffer at a concentration of 1 mg/mL, ready for conjugation. Created using Proteintech's proprietary in-house recombinant technology. Recombinant production enables unrivalled batch-to-batch consistency, easy scale-up, and future security of supply.

This conjugation ready format makes antibodies ideal for use in many applications including: ELISAs, multiplex assays requiring matched pairs, mass cytometry, and multiplex imaging applications. Antibody use should be optimized by the end user for each application and assay.

## Storage

**Storage:**  
Store at -80°C.

**Storage Buffer:**  
PBS Only

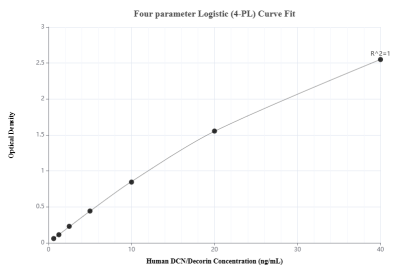
For technical support and original validation data for this product please contact:

T: 1 (888) 4PTGLAB (1-888-478-4522) (toll free in USA), or 1(312) 455-8498 (outside USA)

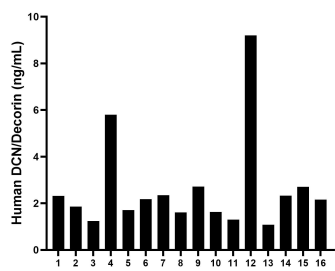
E: [proteintech@ptglab.com](mailto:proteintech@ptglab.com)  
W: [ptglab.com](http://ptglab.com)

This product is exclusively available under Proteintech Group brand and is not available to purchase from any other manufacturer.

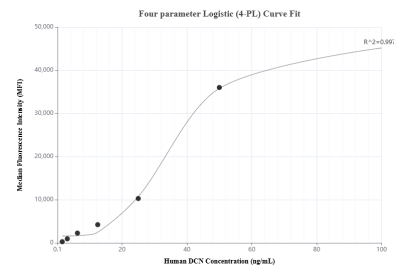
## Selected Validation Data



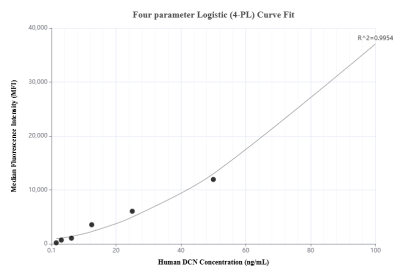
Sandwich ELISA standard curve of MP00719-3, Human Decorin Recombinant Matched Antibody Pair - PBS only. 83753-5-PBS was coated to a plate as the capture antibody and incubated with serial dilutions of standard Ag6275. 83753-2-PBS was HRP conjugated as the detection antibody. Range: 0.625-40 ng/mL



Serum of sixteen individual healthy human donors was measured. The human Decorin concentration of detected samples was determined to be 2.64 ng/mL with a range of 1.08 - 9.20 ng/mL



Cytometric bead array standard curve of MP00719-1, Decorin Recombinant Matched Antibody Pair, PBS Only. Capture antibody: 83753-2-PBS. Detection antibody: 83753-3-PBS. Standard: Ag6275. Range: 1.56-100 ng/mL



Cytometric bead array standard curve of MP00719-2, Decorin Recombinant Matched Antibody Pair, PBS Only. Capture antibody: 83753-1-PBS. Detection antibody: 83753-2-PBS. Standard: Ag6275. Range: 1.56-100 ng/mL