

For Research Use Only

Mouse CD84 Recombinant antibody, PBS Only (Detector)

Catalog Number:83828-3-PBS



Basic Information

Catalog Number: 83828-3-PBS	GenBank Accession Number: GeneID (NCBI): 12523	Purification Method: Protein A purification
Size: 100ug, Concentration: 1 mg/ml by Nanodrop;	UNIPROT ID: Q18PI6-1	CloneNo.: 240903G9
Source: Rabbit	Full Name: CD84 antigen	
Isotype: IgG	Calculated MW: 37 kDa	

Applications

Tested Applications:
Cytometric bead array, Sandwich ELISA, Indirect ELISA,
Sample test

Species Specificity:
mouse

Product Information

83828-3-PBS targets CD84 as part of a matched antibody pair:

MP00792-1: 83828-1-PBS capture and 83828-3-PBS detection (validated in Cytometric bead array)

MP00792-2: 83828-2-PBS capture and 83828-3-PBS detection (validated in Cytometric bead array, Sandwich ELISA)

Unconjugated rabbit recombinant monoclonal antibody in PBS only (BSA and azide free) storage buffer at a concentration of 1 mg/mL, ready for conjugation. Created using Proteintech's proprietary in-house recombinant technology. Recombinant production enables unrivalled batch-to-batch consistency, easy scale-up, and future security of supply.

This conjugation ready format makes antibodies ideal for use in many applications including: ELISAs, multiplex assays requiring matched pairs, mass cytometry, and multiplex imaging applications. Antibody use should be optimized by the end user for each application and assay.

Storage

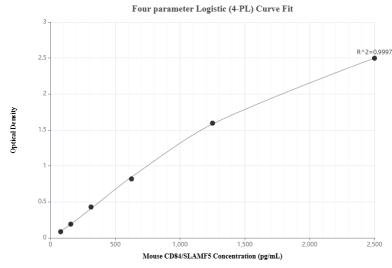
Storage:
Store at -80°C.

Storage Buffer:
PBS Only

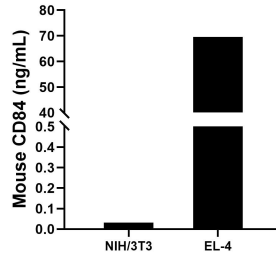
For technical support and original validation data for this product please contact:
T: 1 (888) 4PTGLAB (1-888-478-4522) (toll free in USA), or 1(312) 455-8498 (outside USA) E: proteintech@ptglab.com
W: ptglab.com

This product is exclusively available under Proteintech Group brand and is not available to purchase from any other manufacturer.

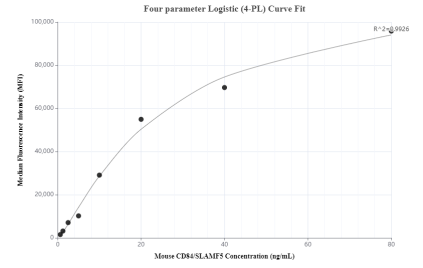
Selected Validation Data



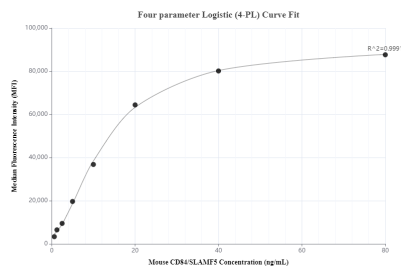
Sandwich ELISA standard curve of MP00792-2, Mouse CD84 Recombinant Matched Antibody Pair - PBS only. 83828-2-PBS was coated to a plate as the capture antibody and incubated with serial dilutions of standard Eg1313. 83828-3-PBS was HRP conjugated as the detection antibody. Range: 78.1-2500 pg/mL



The mean CD84 concentration was determined to be 0.032 ng/mL in NIH/3T3 cell extract based on a 3.3 mg/mL extract load and 69.60 ng/mL in EL-4 cell extract based on a 5.2 mg/mL extract load.



Cytometric bead array standard curve of MP00792-1, MOUSE CD84 Recombinant Matched Antibody Pair, PBS Only. Capture antibody: 83828-1-PBS. Detection antibody: 83828-3-PBS. Standard: Eg1313. Range: 0.625-80 ng/mL



Cytometric bead array standard curve of MP00792-2, MOUSE CD84 Recombinant Matched Antibody Pair, PBS Only. Capture antibody: 83828-2-PBS. Detection antibody: 83828-3-PBS. Standard: Eg1313. Range: 0.625-80 ng/mL