

For Research Use Only

Mouse ASC/TMS1 Recombinant antibody, PBS Only (Detector)

Catalog Number: 83858-1-PBS



Basic Information

Catalog Number: 83858-1-PBS	GenBank Accession Number: NM_023258	Purification Method: Protein A purification
Size: 100ug , Concentration: 1 mg/ml by Nanodrop;	GeneID (NCBI): 66824	CloneNo.: 240908B7
Source: Rabbit	UNIPROT ID: Q9EPB4	
Isotype: IgG	Full Name: PYD and CARD domain containing	
Immunogen Catalog Number: AG32519	Calculated MW: 21KD	

Applications

Tested Applications:
Cytometric bead array, Sandwich ELISA, Indirect ELISA, Sample test

Species Specificity:
mouse

Product Information

83858-1-PBS targets ASC/TMS1 as part of a matched antibody pair:

MP00782-1: 83858-3-PBS capture and 83858-1-PBS detection (validated in Cytometric bead array)

MP00782-4: 83858-2-PBS capture and 83858-1-PBS detection (validated in Sandwich ELISA)

Unconjugated rabbit recombinant monoclonal antibody in PBS only (BSA and azide free) storage buffer at a concentration of 1 mg/mL, ready for conjugation. Created using Proteintech's proprietary in-house recombinant technology. Recombinant production enables unrivalled batch-to-batch consistency, easy scale-up, and future security of supply.

This conjugation ready format makes antibodies ideal for use in many applications including: ELISAs, multiplex assays requiring matched pairs, mass cytometry, and multiplex imaging applications. Antibody use should be optimized by the end user for each application and assay.

Storage

Storage:
Store at -80°C.

Storage Buffer:
PBS Only

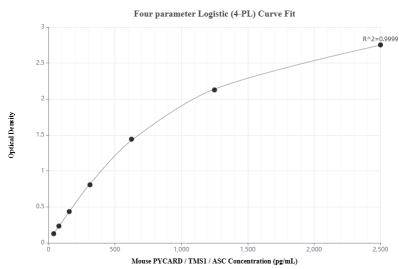
For technical support and original validation data for this product please contact:

T: 1 (888) 4PTGLAB (1-888-478-4522) (toll free in USA), or 1(312) 455-8498 (outside USA)

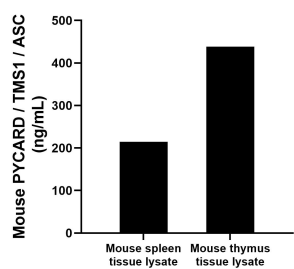
E: proteintech@ptglab.com
W: ptglab.com

This product is exclusively available under Proteintech Group brand and is not available to purchase from any other manufacturer.

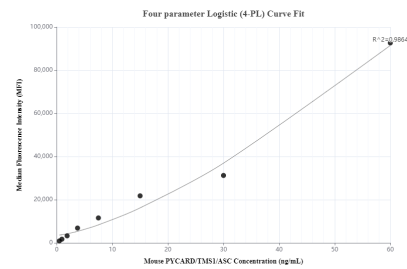
Selected Validation Data



Sandwich ELISA standard curve of MP00782-4, Mouse ASC/TMS1 Recombinant Matched Antibody Pair - PBS only. 83858-2-PBS was coated to a plate as the capture antibody and incubated with serial dilutions of standard Ag32519. 83858-1-PBS was HRP conjugated as the detection antibody. Range: 39.1-2500 pg/mL



Mouse spleen and mouse thymus tissue lysates were measured. The mouse ASC/TMS1 concentration of detected samples was determined to be 214.92 ng/mL (based on a 2.90 mg/mL extract load) in mouse spleen tissue lysate and 438.45 ng/mL (based on a 6.00 mg/mL extract load) in mouse thymus tissue lysate.



Cytometric bead array standard curve of MP00782-1, MOUSE ASC/TMS1 Recombinant Matched Antibody Pair, PBS Only. Capture antibody: 83858-3-PBS. Detection antibody: 83858-1-PBS. Standard: Ag32519. Range: 0.47-60 ng/mL