

For Research Use Only

Mouse Tissue Factor Recombinant antibody, PBS Only (Capture/Detector)

Catalog Number: 83887-4-PBS



Basic Information

Catalog Number: 83887-4-PBS	GenBank Accession Number: GeneID (NCBI): 14066	Purification Method: Protein A purification
Size: 100ug , Concentration: 1 mg/ml by Nanodrop;	UNIPROT ID: P20352	CloneNo.: 240875H3
Source: Rabbit	Full Name: coagulation factor III	
Isotype: IgG	Calculated MW: 33kDa	
Immunogen Catalog Number: EG1102	Observed MW: 48-53 kDa	

Applications

Tested Applications:
WB, Cytometric bead array, Sandwich ELISA, Indirect ELISA, Sample test

Species Specificity:
human, mouse, rat

Product Information

83887-4-PBS targets Tissue Factor as part of a matched antibody pair:

MP00859-1: 83887-1-PBS capture and 83887-4-PBS detection (validated in Cytometric bead array, Sandwich ELISA)

MP00859-2: 83887-3-PBS capture and 83887-4-PBS detection (validated in Cytometric bead array)

MP00859-3: 83887-4-PBS capture and 83887-2-PBS detection (validated in Cytometric bead array)

Unconjugated rabbit recombinant monoclonal antibody in PBS only (BSA and azide free) storage buffer at a concentration of 1 mg/mL, ready for conjugation. Created using Proteintech's proprietary in-house recombinant technology. Recombinant production enables unrivalled batch-to-batch consistency, easy scale-up, and future security of supply.

This conjugation ready format makes antibodies ideal for use in many applications including: ELISAs, multiplex assays requiring matched pairs, mass cytometry, and multiplex imaging applications. Antibody use should be optimized by the end user for each application and assay.

Background Information

Normal blood coagulation is a complex process, involving a cascade of activation of different plasma proteins, ultimately resulting in the formation of a clot, called fibrin. Tissue Factor (TF), also named Coagulation factor III or F3, is the primary initiator of the blood coagulation cascade and plays an essential role in hemostasis (PMID: 26877187; PMID: 33796108). This antibody is specific for mouse Tissue Factor.

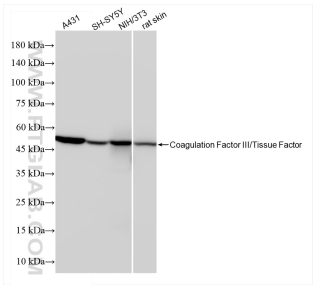
Storage

Storage:
Store at -80°C.
Storage Buffer:
PBS only, pH7.3

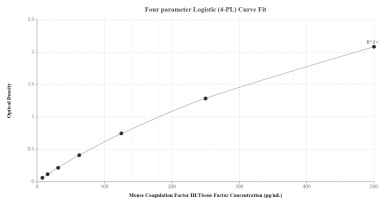
For technical support and original validation data for this product please contact:
T: 1 (888) 4PTGLAB (1-888-478-4522) (toll free in USA), or 1(312) 455-8498 (outside USA)
E: proteintech@ptglab.com
W: ptglab.com

This product is exclusively available under Proteintech Group brand and is not available to purchase from any other manufacturer.

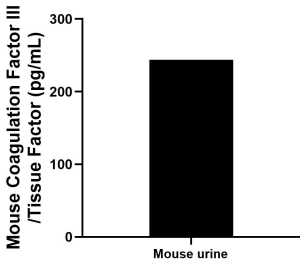
Selected Validation Data



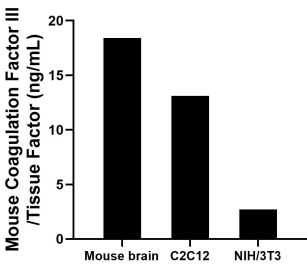
Various lysates were subjected to SDS PAGE followed by western blot with 83887-4-RR (Coagulation Factor III/Tissue Factor antibody) at dilution of 1:5000 incubated at room temperature for 1.5 hours. This data was developed using the same antibody clone with 83887-4-PBS in a different storage buffer formulation.



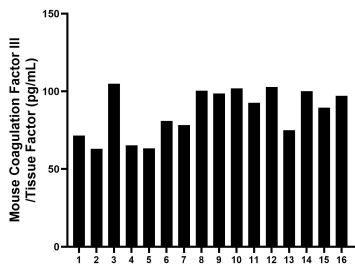
Sandwich ELISA standard curve of MP00859-1, Mouse Tissue Factor Recombinant Matched Antibody Pair - PBS only. 83887-1-PBS was coated to a plate as the capture antibody and incubated with serial dilutions of standard Eg1102. 83887-4-PBS was HRP conjugated as the detection antibody. Range: 7.8-500 pg/ mL



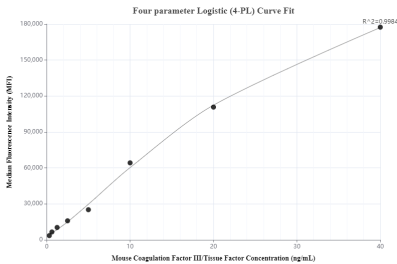
Urine of mice was measured. The Tissue Factor concentration of detected samples was determined to be 244.1 pg/mL



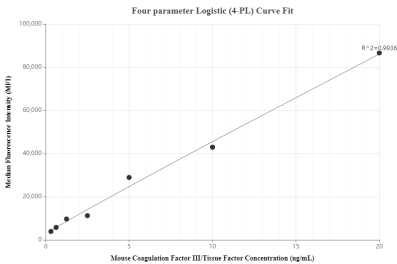
The mean Tissue Factor concentration was determined to be 18.4 ng/mL in mouse brain tissue extract based on a 6.0 mg/mL extract load, 13.1 ng/mL in C2C12 cell extract based on a 3.6 mg/mL extract load and 2.7 ng/mL in NIH/3T3 cell extract based on a 10.6 mg/mL extract load.



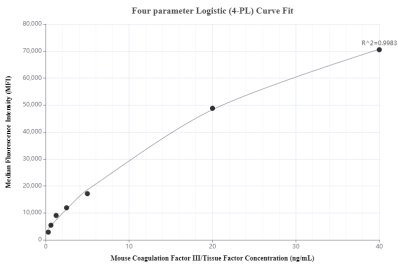
Serum of sixteen mice was measured. The Tissue Factor concentration of detected samples was determined to be 86.6 pg/mL with a range of 63.0-105.0 pg/ mL



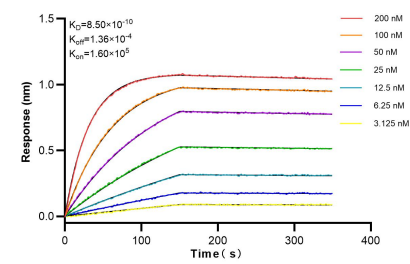
Cytometric bead array standard curve of MP00859-1, MOUSE Tissue Factor Recombinant Matched Antibody Pair, PBS Only. Capture antibody: 83887-1-PBS. Detection antibody: 83887-4-PBS. Standard: Eg1102. Range: 0.313-40 ng/mL



Cytometric bead array standard curve of MP00859-2, MOUSE Tissue Factor Recombinant Matched Antibody Pair, PBS Only. Capture antibody: 83887-3-PBS. Detection antibody: 83887-4-PBS. Standard: Eg1102. Range: 0.313-20 ng/mL



Cytometric bead array standard curve of MP00859-3, MOUSE Tissue Factor Recombinant Matched Antibody Pair, PBS Only. Capture antibody: 83887-4-PBS. Detection antibody: 83887-2-PBS. Standard: Eg1102. Range: 0.313-40 ng/mL



Bi-layer interferometry (BLI) kinetic assays of 83887-4-RR against Mouse Tissue Factor were performed. The affinity constant is 0.85 nM.