

For Research Use Only

XBP1S-specific Recombinant antibody, PBS Only (Detector)

Catalog Number: 83959-4-PBS



Basic Information

| | | |
|---|--|---|
| Catalog Number: 83959-4-PBS | GenBank Accession Number: BC000938 | Purification Method: Protein A purification |
| Size: 100ug , Concentration: 1 mg/ml by Nanodrop; | GeneID (NCBI): 7494 | CloneNo.: 241004H2 |
| Source: Rabbit | UNIPROT ID: P17861 | |
| Isotype: IgG | Full Name: X-box binding protein 1 | |
| Immunogen Catalog Number: AG21703 | Calculated MW: 261 aa, 29 kDa | |

Applications

Tested Applications:
Cytometric bead array, Indirect ELISA

Species Specificity:
human

Product Information

83959-4-PBS targets XBP1S-specific as part of a matched antibody pair:

MP00917-1: 83959-2-PBS capture and 83959-4-PBS detection (validated in Cytometric bead array)

MP00917-2: 83959-3-PBS capture and 83959-4-PBS detection (validated in Cytometric bead array)

Unconjugated rabbit recombinant monoclonal antibody in PBS only (BSA and azide free) storage buffer at a concentration of 1 mg/mL, ready for conjugation. Created using Proteintech's proprietary in-house recombinant technology. Recombinant production enables unrivalled batch-to-batch consistency, easy scale-up, and future security of supply.

This conjugation ready format makes antibodies ideal for use in many applications including: ELISAs, multiplex assays requiring matched pairs, mass cytometry, and multiplex imaging applications. Antibody use should be optimized by the end user for each application and assay.

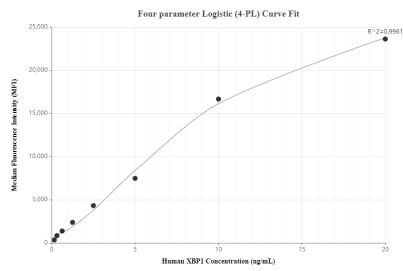
Storage

Storage:
Store at -80°C.
Storage Buffer:
PBS Only

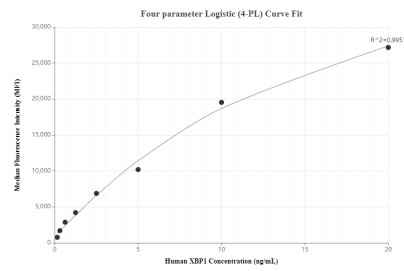
For technical support and original validation data for this product please contact:
T: 1 (888) 4PTGLAB (1-888-478-4522) (toll free in USA), or 1(312) 455-8498 (outside USA)
E: proteintech@ptglab.com
W: ptglab.com

This product is exclusively available under Proteintech Group brand and is not available to purchase from any other manufacturer.

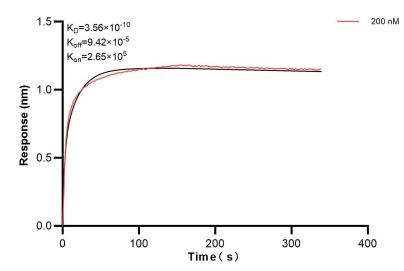
Selected Validation Data



Cytometric bead array standard curve of MP00917-2, XBP1 Recombinant Matched Antibody Pair, PBS Only. Capture antibody: 83959-3-PBS. Detection antibody: 83959-4-PBS. Standard: Ag21703. Range: 0.156-20 ng/mL



Cytometric bead array standard curve of MP00917-1, XBP1 Recombinant Matched Antibody Pair, PBS Only. Capture antibody: 83959-2-PBS. Detection antibody: 83959-4-PBS. Standard: Ag21703. Range: 0.156-20 ng/mL



Biolayer interferometry (BLI) kinetic assay of 83959-4-PBS against Human XBP1S-specific was performed. The affinity constant is 0.356 nM.