

For Research Use Only

HSPC159 Recombinant antibody, PBS Only (Detector)

Catalog Number: 83983-2-PBS



Basic Information

Catalog Number: 83983-2-PBS	GenBank Accession Number: BC062691	Purification Method: Protein A purification
Size: 100ug , Concentration: 1 mg/ml by Nanodrop;	GeneID (NCBI): 29094	CloneNo.: 241113F3
Source: Rabbit	UNIPROT ID: Q3ZCW2	
Isotype: IgG	Full Name: galectin-related protein	
Immunogen Catalog Number: AG10109	Calculated MW: 172 aa, 19 kDa	

Applications

Tested Applications:
Cytometric bead array, Indirect ELISA

Species Specificity:
human

Product Information

83983-2-PBS targets HSPC159 as part of a matched antibody pair:

MP00879-2: 83983-1-PBS capture and 83983-2-PBS detection (validated in Cytometric bead array)

MP00879-3: 83983-4-PBS capture and 83983-2-PBS detection (validated in Cytometric bead array)

Unconjugated rabbit recombinant monoclonal antibody in PBS only (BSA and azide free) storage buffer at a concentration of 1 mg/mL, ready for conjugation. Created using Proteintech's proprietary in-house recombinant technology. Recombinant production enables unrivalled batch-to-batch consistency, easy scale-up, and future security of supply.

This conjugation ready format makes antibodies ideal for use in many applications including: ELISAs, multiplex assays requiring matched pairs, mass cytometry, and multiplex imaging applications. Antibody use should be optimized by the end user for each application and assay.

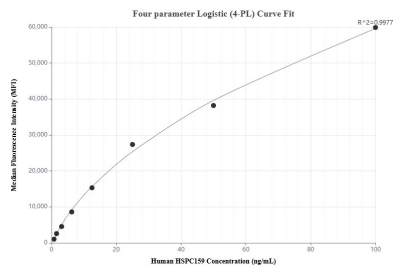
Storage

Storage:
Store at -80°C.
Storage Buffer:
PBS Only

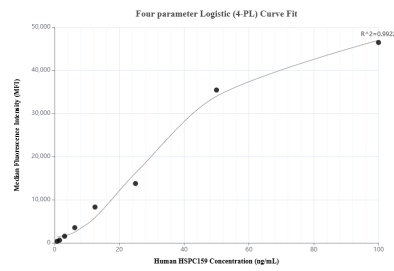
For technical support and original validation data for this product please contact:
T: 1 (888) 4PTGLAB (1-888-478-4522) (toll free in USA), or 1(312) 455-8498 (outside USA)
E: proteintech@ptglab.com
W: ptglab.com

This product is exclusively available under Proteintech Group brand and is not available to purchase from any other manufacturer.

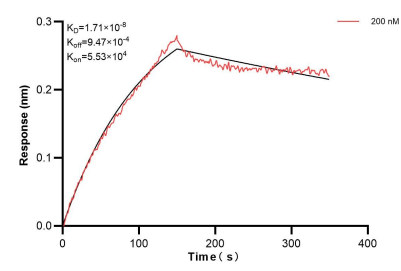
Selected Validation Data



Cytometric bead array standard curve of MP00879-2, HSPC159 Recombinant Matched Antibody Pair, PBS Only. Capture antibody: 83983-1-PBS. Detection antibody: 83983-2-PBS. Standard: Ag10109. Range: 0.78-100 ng/mL.



Cytometric bead array standard curve of MP00879-3, HSPC159 Recombinant Matched Antibody Pair, PBS Only. Capture antibody: 83983-4-PBS. Detection antibody: 83983-2-PBS. Standard: Ag10109. Range: 0.78-100 ng/mL.



Biolayer interferometry (BLI) kinetic assay of 83983-2-PBS against Human HSPC159 was performed. The affinity constant is 17.1 nM.