

For Research Use Only

NMI Recombinant antibody, PBS Only (Detector)

Catalog Number: 83986-1-PBS



Basic Information

Catalog Number: 83986-1-PBS	GenBank Accession Number: BC001268	Purification Method: Protein A purification
Size: 100ug, Concentration: 1 mg/ml by Nanodrop;	GeneID (NCBI): 9111	CloneNo.: 241135A3
Source: Rabbit	UNIPROT ID: Q13287	
Isotype: IgG	Full Name: N-myc (and STAT) interactor	
Immunogen Catalog Number: AG34759	Calculated MW: 35 kDa	

Applications

Tested Applications:
Cytometric bead array, Sandwich ELISA, Indirect ELISA, Sample test

Species Specificity:
human

Product Information

83986-1-PBS targets NMI as part of a matched antibody pair:

MP00891-2: 83986-3-PBS capture and 83986-1-PBS detection (validated in Cytometric bead array, Sandwich ELISA)

Unconjugated rabbit recombinant monoclonal antibody in PBS only (BSA and azide free) storage buffer at a concentration of 1 mg/mL, ready for conjugation. Created using Proteintech's proprietary in-house recombinant technology. Recombinant production enables unrivalled batch-to-batch consistency, easy scale-up, and future security of supply.

This conjugation ready format makes antibodies ideal for use in many applications including: ELISAs, multiplex assays requiring matched pairs, mass cytometry, and multiplex imaging applications. Antibody use should be optimized by the end user for each application and assay.

Storage

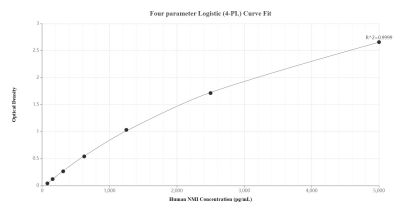
Storage:
Store at -80°C.

Storage Buffer:
PBS Only

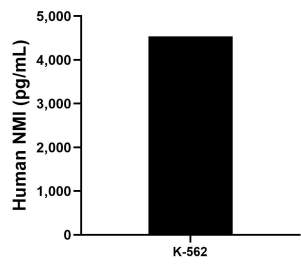
For technical support and original validation data for this product please contact:
T: 1 (888) 4PTGLAB (1-888-478-4522) (toll free in USA), or 1(312) 455-8498 (outside USA)
E: proteintech@ptglab.com
W: ptglab.com

This product is exclusively available under Proteintech Group brand and is not available to purchase from any other manufacturer.

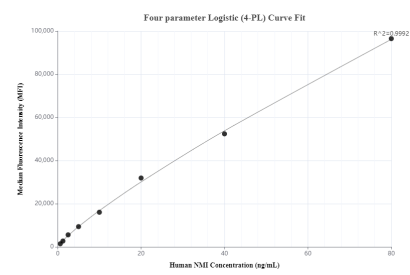
Selected Validation Data



Sandwich ELISA standard curve of MP00891-2, Human NMI Recombinant Matched Antibody Pair - PBS only. 83986-3-PBS was coated to a plate as the capture antibody and incubated with serial dilutions of standard Ag34759. 83986-1-PBS was HRP conjugated as the detection antibody. Range: 78.1-5000 pg/mL.



The mean NMI concentration was determined to be 4,538.7 pg/mL in K-562 cell extract based on a 4.5 mg/mL extract load.



Cytometric bead array standard curve of MP00891-2, NMI Recombinant Matched Antibody Pair, PBS Only. Capture antibody: 83986-3-PBS. Detection antibody: 83986-1-PBS. Standard: Ag34759. Range: 0.625-80 ng/mL.