

For Research Use Only

# FAP Recombinant antibody, PBS Only (Capture)

Catalog Number: 84018-2-PBS



## Basic Information

<b>Catalog Number:</b> 84018-2-PBS	<b>GenBank Accession Number:</b> NM_004460.4	<b>Purification Method:</b> Protein A purification
<b>Size:</b> 100ug , Concentration: 1 mg/ml by Nanodrop;	<b>GeneID (NCBI):</b> 2191	<b>CloneNo.:</b> 241129E7
<b>Source:</b> Rabbit	<b>UNIPROT ID:</b> Q12884-1	
<b>Isotype:</b> IgG	<b>Full Name:</b> fibroblast activation protein, alpha	
	<b>Calculated MW:</b> 88 kDa	

## Applications

**Tested Applications:**  
Cytometric bead array, Sandwich ELISA, Indirect ELISA, Sample test

**Species Specificity:**  
human

## Product Information

84018-2-PBS targets FAP as part of a matched antibody pair:

MP00971-1: 84018-2-PBS capture and 84018-3-PBS detection (validated in Cytometric bead array, Sandwich ELISA)

MP00971-2: 84018-2-PBS capture and 84018-1-PBS detection (validated in Cytometric bead array)

Unconjugated rabbit recombinant monoclonal antibody in PBS only (BSA and azide free) storage buffer at a concentration of 1 mg/mL, ready for conjugation. Created using Proteintech's proprietary in-house recombinant technology. Recombinant production enables unrivalled batch-to-batch consistency, easy scale-up, and future security of supply.

This conjugation ready format makes antibodies ideal for use in many applications including: ELISAs, multiplex assays requiring matched pairs, mass cytometry, and multiplex imaging applications. Antibody use should be optimized by the end user for each application and assay.

## Storage

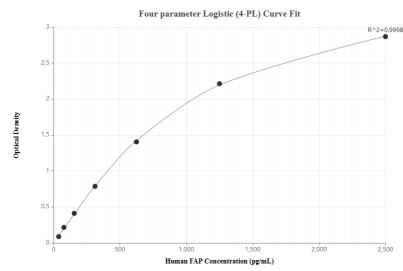
**Storage:**  
Store at -80°C.

**Storage Buffer:**  
PBS Only

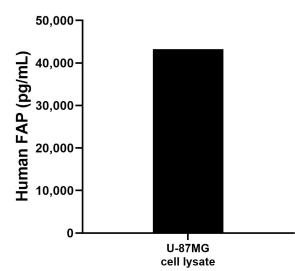
For technical support and original validation data for this product please contact:  
T: 1 (888) 4PTGLAB (1-888-478-4522) (toll free in USA), or 1(312) 455-8498 (outside USA)  
E: [proteintech@ptglab.com](mailto:proteintech@ptglab.com)  
W: [ptglab.com](http://ptglab.com)

This product is exclusively available under Proteintech Group brand and is not available to purchase from any other manufacturer.

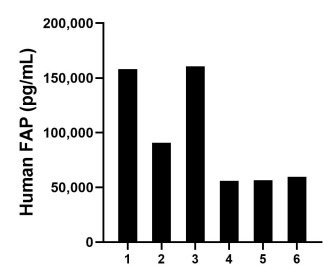
Selected Validation Data



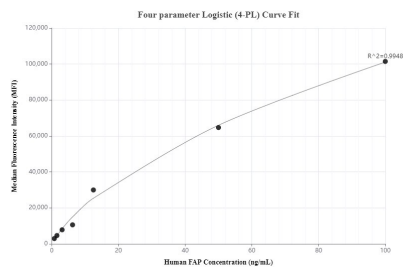
Sandwich ELISA standard curve of MP00971-1, Human FAP Recombinant Matched Antibody Pair - PBS only. 84018-2-PBS was coated to a plate as the capture antibody and incubated with serial dilutions of standard Eg0821. 84018-3-PBS was HRP conjugated as the detection antibody. Range: 39.1-2500 pg/mL



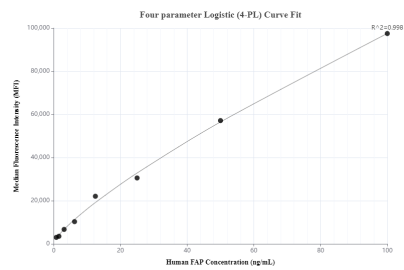
U-87MG cell lysate was measured. The human FAP concentration of detected samples was determined to be 43,236.4 pg/mL (based on a 3.9 mg/mL extract load) in U-87MG cell lysate.



Serum of six individual healthy human donors was measured. The human FAP concentration of detected samples was determined to be 96,902.1 pg/mL with a range of 55,942.0 - 160,643.1 pg/mL



Cytometric bead array standard curve of MP00971-1, FAP Recombinant Matched Antibody Pair, PBS Only. Capture antibody: 84018-2-PBS. Detection antibody: 84018-3-PBS. Standard: Eg0821. Range: 0.78-100 ng/mL



Cytometric bead array standard curve of MP00971-2, FAP Recombinant Matched Antibody Pair, PBS Only. Capture antibody: 84018-2-PBS. Detection antibody: 84018-1-PBS. Standard: Eg0821. Range: 0.78-100 ng/mL