

For Research Use Only

Mouse HER2/ErbB2 Recombinant antibody, PBS Only (Capture)

Catalog Number: 84128-4-PBS



Basic Information

Catalog Number:

84128-4-PBS

Size:

100ug, Concentration: 1 mg/ml by Nanodrop;

Source:

Rabbit

Isotype:

IgG

GenBank Accession Number:

NM_001003817.1

GeneID (NCBI):

13866

UNIPROT ID:

P70424

Full Name:

v-erb-b2 erythroblastic leukemia viral oncogene homolog 2, neuro/glioblastoma derived oncogene homolog (avian)

Calculated MW:

139 kDa

Purification Method:

Protein A purification

CloneNo.:

241366G12

Applications

Tested Applications:

Cytometric bead array, Sandwich ELISA, Indirect ELISA, Sample test

Species Specificity:

mouse

Product Information

84128-4-PBS targets HER2/ErbB2 as part of a matched antibody pair:

MP01039-3: 84128-4-PBS capture and 84128-2-PBS detection (validated in Cytometric bead array)

MP01039-4: 84128-4-PBS capture and 84128-6-PBS detection (validated in Sandwich ELISA)

Unconjugated rabbit recombinant monoclonal antibody in PBS only (BSA and azide free) storage buffer at a concentration of 1 mg/mL, ready for conjugation. Created using Proteintech's proprietary in-house recombinant technology. Recombinant production enables unrivalled batch-to-batch consistency, easy scale-up, and future security of supply.

This conjugation ready format makes antibodies ideal for use in many applications including: ELISAs, multiplex assays requiring matched pairs, mass cytometry, and multiplex imaging applications. Antibody use should be optimized by the end user for each application and assay.

Storage

Storage:

Store at -80°C.

Storage Buffer:

PBS Only

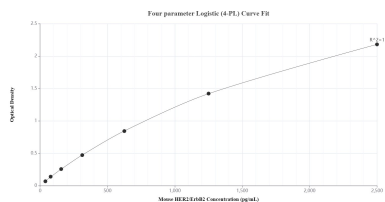
For technical support and original validation data for this product please contact:

T: 1 (888) 4PTGLAB (1-888-478-4522) (toll free in USA), or 1(312) 455-8498 (outside USA)

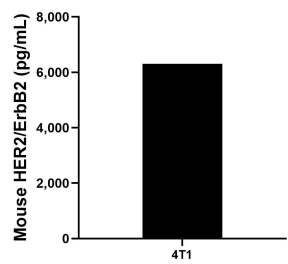
E: proteintech@ptglab.com
W: ptglab.com

This product is exclusively available under Proteintech Group brand and is not available to purchase from any other manufacturer.

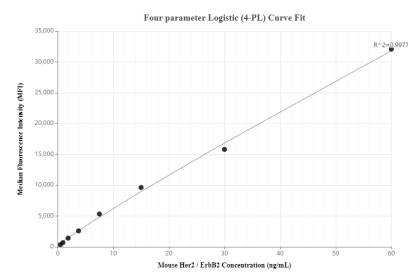
Selected Validation Data



Sandwich ELISA standard curve of MP01039-4, Mouse HER2/ErbB2 Recombinant Matched Antibody Pair - PBS only. 84128-4-PBS was coated to a plate as the capture antibody and incubated with serial dilutions of standard Eg0803. 84128-6-PBS was HRP conjugated as the detection antibody. Range: 39.1-2500 pg/mL.



The mean HER2/ErbB2 concentration was determined to be 6,307.1 pg/mL in 4T1 cell extract based on a 12.0 mg/mL extract load.



Cytometric bead array standard curve of MP01039-3, MOUSE Her2/ErbB2 Recombinant Matched Antibody Pair, PBS Only. Capture antibody: 84128-4-PBS. Detection antibody: 84128-2-PBS. Standard: Eg0803. Range: 0.469-60 ng/mL.